

MINUTES OF THE
SANTA FE COUNTY
INDIGENT HOSPITAL & HEALTH CARE BOARD

November 26, 2013

This meeting of the Santa Fe County Indigent Hospital & Health Care Board was called to order on the above-cited date in the Santa Fe County Legal Conference Room, at the County Courthouse at approximately 9:07 a.m. by County Commission Chair Kathy Holian.

Roll call indicated the presence of a quorum with the following Board members present:

Members Present:

Kathy Holian, Chair
Danny Mayfield, Vice Chair
Robert Anaya [9:09 arrival]
Miguel Chavez
Liz Stefanics [9:12 arrival]

Member(s) Excused:

None

Staff Present:

Katherine Miller, County Manager
Rachel Brown, Deputy County Attorney
Rachel O'Connor, Community Services Director
Patricia Boies, Community Services
Lisa Garcia, Health Care Assistance Program
Camille Varela, Health Care Assistance Program
Teresa Martinez, Finance Director
Chris Barela, Constitute Liaison
Lisa Katonak, Manager's Office
Deb Mier, Community Health Nurse

Others Present:


Judy Williams, Health Policy & Planning Commission, Chair
Frances Ong, Housing Authority Board member
Kathy Armijo-Etre, CSV
Bruce Tassin, CSV CEO
Linda Grill, Citizen

COUNTY OF SANTA FE)
STATE OF NEW MEXICO) ss

INDIGENT MINUTES
PAGES: 11

I Hereby Certify That This Instrument Was Filed for
Record On The 29TH Day Of January, 2014 at 09:35:45 AM
And Was Duly Recorded as Instrument # 1728699
Of The Records Of Santa Fe County

Witness My Hand And Seal Of Office
Deputy Mareld Salazar Geraldine Salazar
County Clerk, Santa Fe, NM



2014 JAN 29 09:35:45 AM
RECORDED
COUNTY CLERK
SANTA FE COUNTY, NM

III. Introductions

Those present introduced themselves.

IV. Approval of Agenda

Commissioner Mayfield moved to approve the agenda and Commissioner Chavez seconded. The motion passed by unanimous [3-0] voice vote. [Commissioners Anaya and Stefanics were not present for this action.]

V. Approval of Minutes: October 29, 2013

Commissioner Chavez moved approval and Commissioner Mayfield seconded. The motion passed by unanimous [3-0] voice. [Commissioners Anaya and Stefanics were not present for this action; Commissioner Anaya arrived shortly thereafter.]

VI. Matters of Public Concern – Non-action:

Former Commissioner Linda Grill expressed her hope that the Commission would approve funds for the La Cienega library.

VII. Matters from Staff

Rachel O'Connor introduced the newly hired community health nurse, Deb Mier who comes from the New Mexico Department of Health. She assisted greatly at the flu shot clinics. Ms. O'Connor described her as a "dream candidate."

[Commissioner Stefanics joined the meeting.]

Ms. O'Connor said they have wrapped up the flu shot clinics with 15 clinics providing over 500 shots in conjunction with the DOH. She thanked Christus St. Vincent for their help as well.

Community outreach continues on the healthcare reform front, including Project Access with Robin Hunn. There are still problems with the website. People have been encouraged to submit hard copy paperwork. She suggested partnering with a navigator. Confidentiality concerns persist.

Responding to a question from the chair, Patricia Boies said she did not yet have Medicaid enrollment numbers. Ms. O'Connor stated it seemed to be going relatively well. Commissioner Chavez noted people seemed confused about distinctions between Medicaid and the Affordable Care Act.

Ms. Ong asked if there would be an informational forum to clarify matters and Ms. O'Connor offered to provide her with a list of places and dates, adding that that the County website is a good source.

VIII. Information Items

- A. Comparison of FY-2013 to FY-2014 Claims**
- B. Sole Community Provider Hospital Claims FY-2014**
- C. Contracted Expenditures for Fiscal Years 2014**

Ms. Boies said the number of claims continues at the same pace as last month. There is a decrease from last year at this time primarily due to fewer large claims from CSV. They are in conversation with providers who have not been submitting as many claims against the contracted expenditures.

VIII. D. HPPC Update

HPPC Chair Judy Williams stated the last meeting featured an interesting presentation from Reid Hester on drug and alcohol treatment via behavior modification. Live Smoke Free Santa Fe also gave a presentation; they have pushed for smoke-free public housing and hope to bring a smoke-free day resolution before the County.

Work continues on the Health Action Plan using community conveners on priority issues. Cathy Kenney has been working hard on this strategy. She announced there will be an all-day conference aimed at increasing cooperation among the jail, courts and community providers. It will be hosted by Judge Marlow Sommer and Judge Vigil.

Commissioner Anaya asked what role the County has in the conference. Ms. Williams said it is being held on a the same day as the New Mexico Public Health Association meeting in Albuquerque, and Ms. O'Connor and Ms. Boies will be attending that. Several HPPC members will be present at the jails/courts/providers conference. Ms. O'Connor said it is being co-sponsored by the HPPC, the DWI Committee and the Corrections Advisory Council, so there is a large County presence.

Commissioner Stefanics indicated she is working on an e-cigarette resolution, perhaps amending the tobacco ordinance, in order to include them as tobacco products for sale to minors. Commissioner Anaya offered to co-sponsor the resolution.

Commissioner Chavez said he has noticed effective anti-DWI advertising lately.

Commissioner Stefanics asked if the HPPC has met with providers to explain sole community provider changes, particularly vis-à-vis undocumented. Ms. O'Connor said there has been regular communication regarding the consequences.

VIII. E. Christus St. Vincent Regional Medical Center

Bruce Tassin said he would be happy to come to meetings to provide specific information and the Commission's request. He said sole community provider is big priority now for 28 hospitals in the state. Sole community provider funds will end at the end of the year coinciding with the expansion of Medicaid. He explained there will be an uncompensated pool of \$69 million but CSV will not have access to those funds, nor will the larger hospitals in the state. He pointed out that the reimbursement received for Medicaid and Medicare is less than cost.

He spoke about the redirection of a 1/8 GRT which is part of a big debate. "The community hospital is caught in the middle." They intend to go to the legislature in January. He said they have experienced a decrease in overall inpatient volume which he attributed to higher deductibles rather than preventative primary care. Cases are assigned a level of sickness and the average is now 1.52 rather than the previous 1.35, meaning sicker people are being treated.

He indicated they have brought in a new robotically trained urologist and they are seeking another to fill a big need. They continue to work with the UNM residency program and there are three new family practitioners. He stressed the importance of primary care. The hospital has just rolled out a new three-year plan emphasizing the concept of the "medical home" with clinics throughout the area, including the South Side and de Vargas.

Mr. Tassin spoke of the hospital's repositioning with 36 people laid off, none of whom were bedside nurses. A total of 94 positions were affected. He added 16 managers were eliminated along with ancillary/administrative personnel. The phone system is being consolidated for efficiency.

Commissioner Stefanics asked for a projection on how Medicaid expansion would relieve the usage of indigent funds. Mr. Tassin said they have been doing modeling and should have information in the next few weeks. Commissioner Stefanics also asked for a future presentation about healthcare access and the workforce and possible gaps.

Kathy Armijo-Etre stated the committee with jail personnel has reconvened following staff changes both on the jail side and at the hospital. She said the hospital provided 6,000 free flu shots and donated 500 vaccines to the public schools. They are re-examining behavior issues to better integrate those with primary health clinics. She mentioned that hospital staff is being trained as guides through the health insurance exchange.

Commissioner Stefanics asked if veterans use the primary care clinics. Ms. Armijo-Etre said they do. There is a small contract with PMS to serve vets but it is not used very much. Mr. Tassin noted the VA is looking at having a clinic here. Currently they do specialty care by exception.

VIII. F. Update from the County Manager on HSD Indigent Tax Proposal/Legislation

Ms. Miller distributed spreadsheets with information about the hospitals. [Exhibits 1 & 2] In the past, under the sole community provider, the second 1/8 of GRT went to indigent care to pay direct claims to providers. Under the sole community provider the County send a certain amount of money to the state, who matched it with federal dollars – usually around three to one – and forwarded that quarterly to the hospital. The hospital provided claim data to justify the payments. Each 1/8 GRT increment generates around \$4.1 million. The second and third increments covers indigent payment, staffing, jail medical, ambulance services, fire department staffing for ambulance services.

The state is now proposing that under Centennial Care there will be an uncompensated care pool for the smaller hospitals and an increase to the Medicaid rate for the larger hospitals, in order to retain federal dollars. Referring to Exhibit 1, the base rate will amount to \$192 million, of which \$10.8 is earmarked for St. Vincent. For that the state needs to come up with

2013/11/26 10:53 AM

a match of \$59 million. Since the state has never provided funding in this area they are looking to the counties. UNM will put in \$14 million, leaving \$45 million to be provided by the counties. The state is asking for Santa Fe County's second 1/8, or equivalent, to pay for this match.

Ms. Miller pointed out that each county has a widely different manner of handling healthcare funding, something HSD is not quick to recognize. She noted that which 1/8 makes a difference, because some are subject to hold-harmless provisions and some are not.

Computing the 1/8 by county – both with and without hospitals – this would only come to \$36 million, short of the \$45 million needed and the remainder is to be funded by the state.

Turning to Exhibit 2, Ms. Miller demonstrated the widely divergent multiplier leverage proposed for the counties. For every dollar contributed Guadalupe County would get \$20.40; Los Alamos would get 90 cents. Santa Fe gets \$2.70. Problems also arise as to which hospitals within a county are funded. While the state claims that dollar for dollar everyone is better off, there are also large discrepancies in the per-bed subsidy by hospital leading to equity disparities.

The second side of Exhibit 2 shows that counties have traditionally contributed more than the suggested 1/8, but it has come from a variety of sources. Since San Juan County's hospital is a public hospital, it makes the match rather than using general fund or tax dollars. Thus this proposal would hit San Juan hard.

Other issues: The Indigent Act requires counties to set up a claims-based program and the claims stack up whether they are paid or not. The state says they would have to "tweak" the Act, but in the case of Santa Fe, the County is responsible for ambulance transportation, hospital care, healthcare for indigents, burials, and cremations. Only about \$2 million out of the \$4 million was used for the match so if the state takes the 1/8 the County is \$2 million short.

Counties are fairly unanimous in disagreeing with the state's proposal to take their GRT. Additionally, each county uses its funds completely differently. Some care for undocumented and the increased Medicaid base rate will not cover undocumented. "The state really has not considered the implications of all of that, and I don't know that the legislature really understands how each county deals with their healthcare needs."

Speaking of the stance of the Association of Counties, Commissioner Stefanics stated at the October board of directors meeting a resolution was passed opposing the legislature usurping local authority. That resolution will be on the December BCC agenda. Brent Ernest, deputy secretary for Human Services spoke to the Association and the state is reluctant to take voluntary contributions, preferring a more reliable, consistent source of revenue. She recommended urging a more equitable way to treat the counties, and that the counties could voluntarily commit to helping the hospitals. However, some counties do not have a hospital, or are planning on building a hospital through a mill levy.

Ms. Miller advocated working for an alternate solution through the Association and possibly modifying the County's programs and acting legislatively to change the Indigent Care Act. In other words, many options, including a mill levy should be explored.

Commissioner Chavez asked if there had to be decision this year. Ms. Miller said the sole community provider program disappears January 1st at which point Christus St. Vincent will receive nothing instead of the \$30 million it got two years ago. Hospitals like the idea of a

higher Medicaid rate but there is the possibility they won't be able to pull down federal money. "I find it highly unlikely that the state would come up with \$45 million on their own."

Commissioner Stefanics added the Association suggested that the state impose a statewide tax, or, barring that, leave the GRT intact and pursue a property mill levy. The state does not want to impose taxes, preferring to have the counties do that. Ms. Miller noted that the state is under the impression that this is a windfall for counties, not recognizing that each county does something different with their funds.

Commissioner Anaya said the policy makers have to decide what to recommend. He suggested having a resolution explicitly listing the reasons they are against the action and submitting supporting exhibits. He asked if anyone in the local legislative delegation has taken a position.

Ms. Miller stated she did know where the delegation stood but the administration is not open to suggestions on the revenue stream and are solidifying their position.

Commissioner Anaya said the hospitals have been having this dialogue for years. Ms. O'Connor pointed out her department has been issuing fact sheets and the League of Women Voters has met with legislators. Ms. Williams said because the League takes a position on indigent care they have been talking to legislators but this issue appears not to have been on the radar before the LFC meeting last week.

Commissioner Anaya stated it was imperative for the County to take a position collectively. There was consensus that this should be made a priority in the legislative study session. Ms. Miller said she was in the process of modeling a resolution on that of Lea County and it could be voted on at next week's meeting. Commissioner Stefanics noted that resolutions from the Association of Counties supported by all the counties carry weight.

X. Action Items

A. Approval of Indigent Hospital and County Health Claims

Commissioner Stefanics moved to approve 883 claims in the amount of \$673,579.06 as presented by staff. Her motion was seconded by Commissioner Chavez and passed by unanimous [5-0] voice vote.

IX. Matters from the Board

Regarding item VIII. G, Commissioner Stefanics asked if staff or the HPPC would query the clinics and other counties on how they handled undocumented immigrants for healthcare services.

Commissioner Anaya said that if action is taken on this issue, it should be done in BCC chambers with adequate public feedback. He commended staff for the work done on the issue.

2013 NOV 26 10:58 AM
SANTA FE COUNTY
CLERK RECORDED
11/26/2013


XI. Executive Session

There was no need for executive session.

XII. Adjournment

Having completed the agenda and with no further business to come before the Board, this meeting adjourned at approximately 10:42 a.m.

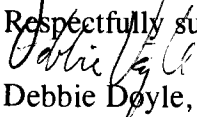
Approved by:


Kathy Holian, Chair
Indigent Hospital & Health Care Board

ATTEST TO:


GERALDINE SALAZAR
COUNTY CLERK

1/28/2014

Respectfully submitted,

Debbie Doyle, Wordswork



REC. CLERK RECORDED 01/28/2014

	A	B	C	Estimated Payments Under Centennial Care			Historical SCP/UPL Payments		
				F	G	H	I	J	K
	Hospital Name	Bed Size	County	Estimated UC Pool Payment**	Estimated Base Rate Increase^	UC Payment Plus Base Rate Increase	SFY13 SCP/MCO Payments	SFY12 SCP/UPL Payments	SFY11 SCP/UPL Payments
1	GUADALUPE COUNTY HOSPITAL	10	Guadalupe	1,687,381	55,342	1,742,723	1,952,365	5,300,829	5,095,817
2	ROOSEVELT GENERAL HOSPITAL	24	Roosevelt	3,883,228	349,257	4,232,485	1,456,996	3,617,569	3,145,974
3	SOCORRO GENERAL HOSPITAL	24	Socorro*	3,765,604	695,259	4,460,863	2,873,174	3,683,159	4,497,334
4	CIBOLA GENERAL HOSPITAL	25	Cibola	3,388,607	1,100,319	4,488,926	4,201,038	9,100,474	8,016,540
5	DR. DAN C. TRIGG MEMORIAL HOSPITAL	25	Quay	3,294,606	157,718	3,452,324	2,050,390	5,256,524	4,743,687
6	LINCOLN COUNTY MEDICAL CENTER	25	Lincoln	4,997,296	1,227,404	6,224,700	1,697,672	4,018,696	3,341,237
7	MIMBRES*	25	Luna	4,848,599	930,645	5,779,244	2,418,047	1,535,834	-
8	MINERS' COLFAX MEDICAL CENTER	25	Colfax	2,414,692	342,687	2,757,379	615,955	703,348	980,805
9	NOR-LEA HOSPITAL	25	Lea	5,477,299	219,740	5,697,039	653,496	1,693,691	1,591,801
10	SIERRA VISTA HOSPITAL	25	Sierra	2,502,514	134,523	2,637,037	1,816,708	4,482,492	4,101,704
11	UNION COUNTY GEN. HOSPITAL	25	Union	1,117,839	138,827	1,256,666	2,273,616	4,064,026	3,485,467
12	ROSWELL REGIONAL HOSPITAL	26	Chaves	3,955,928	2,091,700	6,047,628	1,407,376	652,742	1,641,546
13	Subtotal Small Hospital			41,333,593	7,443,421	48,777,014	23,416,833	44,109,385	40,641,912
14	Small Hospital Allocation			41,333,594					
15	Balance Available for Reallocation			1					
16									
17	HOLY CROSS HOSPITAL	47	Taos	4,384,386	1,635,936	6,020,322	2,516,869	6,546,393	9,807,516
18	LOS ALAMOS MEDICAL CENTER	47	Los Alamos	943,158	424,299	1,367,457	741,256	1,062,979	1,032,210
19	ARTESIA GENERAL HOSPITAL	49	Eddy	1,845,507	255,682	2,101,189	648,179	1,239,618	1,222,319
20	ALTA VISTA REGIONAL HOSPITAL	54	San Miguel	1,726,270	2,677,852	4,404,122	360,062	-	679,054
21	REHOBOTH MCKINLEY CHRISTIAN HOSPITAL	60	McKinley	4,116,165	2,642,762	6,758,927	5,741,777	8,369,095	11,412,579
22	GILA REGIONAL MEDICAL CENTER	68	Grant	2,786,677	1,976,582	4,763,259	8,298,932	17,583,225	15,247,009
23	ESPANOLA HOSPITAL	70	Rio Arriba	4,864,635	2,523,673	7,388,308	2,926,505	3,821,082	4,554,737
24	Subtotal Medium Hospital			20,666,798	12,136,787	32,803,585	21,233,580	38,622,391	43,955,425
25	Medium Hospital Allocation			20,666,797					
26	Plus Reallocated Balance			20,666,798					
27									
28	PLAINS REGIONAL MEDICAL CTR - CLOVIS	106	Curry	706,005	5,300,074	6,006,079	3,687,713	1,575,767	4,070,982
29	CARLSBAD MEDICAL CENTER	115	Eddy	838,313	2,962,796	3,801,109	4,330,490	2,634,902	4,835,230
30	GERALD CHAMPION REGIONAL MEDICAL CTR*	123	Otero	900,953	1,617,878	2,518,831	3,118,732	3,995,891	4,679,348
31	EASTERN NEW MEXICO MEDICAL CENTER	162	Chaves	1,607,463	5,338,534	6,945,997	3,362,122	-	18,622,895

B	C	F			G	H	I			J	K	L	M	N
		Estimated Payments Under Centennial Care			Historical SCP/UPL Payments									
Bed Size	County	Estimated UC Pool Payment**	Estimated Base Rate Increase^	UC Payment Plus Base Rate Increase	SFY13 SCP/MCO Payments	SFY12 SCP/UPL Payments	SFY11 SCP/UPL Payments	1/8th Revenue By County	1/16th Revenue By County					
168	Dona Ana	765,635	8,866,389	9,632,024	1,628,764	1,888,175	1,853,312	1,999,623	999,812	Dona Ana				
186	Lea	2,070,562	3,102,678	5,173,240	2,132,869	-	8,697,346	2,660,659	1,330,330	Lea				
		6,888,931	27,188,350	34,077,281	18,260,690	10,094,734	42,759,113	9,875,693	4,937,847					
		6,888,932												
248	Santa Fe	-	10,849,971	10,849,971	6,318,532	4,591,035	35,720,044	4,062,166	2,031,083	Santa Fe				
254	San Juan	-	7,017,688	7,017,688	14,647,087	29,944,819	26,426,386	4,272,983	2,136,492	San Juan				
298	Dona Ana	-	12,922,768	12,922,768	16,492,020	39,544,860	39,563,028	1,999,623	999,812	Dona Ana				
		-	30,790,428	30,790,428	37,457,639	74,080,715	101,709,458	10,334,773	5,167,386					
528	Bernalillo		45,642,964	45,642,964	58,870,630	53,831,616	49,718,262							
		68,889,322	123,201,951	192,091,273	159,239,372	220,738,841	278,784,170	33,570,923	16,785,461					
								2,824,174	1,412,087	Other Counties				
								36,395,096	18,197,548	Total				

68,889,323
41,333,594
20,666,797
6,888,932
-
-
68,889,323

47,671,411	85,255,750	132,927,161	Federal Share
21,217,911	37,946,201	59,164,112	State Share
-	14,058,033	14,058,033	UNM IGT/CPE
21,217,911	23,888,168	45,106,079	Needed County Share
68,889,322	123,201,951	192,091,273	Total
		36,395,096	Rev. from 1/8th (exc. Bern.)
		(8,710,982)	Surplus/(Shortfall)

Association
s; State teaching hospital at 50%

Hospital Name	Bed Size	County	Estimated Payments Under Centennial Care				Historical SCP/UPL Payments				County	Calculation of Multiplier (UC Payment plus Base Rate Increase / 1/8)
			Estimated OC Pool Payment**	Estimated Base Rate Increase ^	UC Payment Plus Base Rate Increase	UC Payment Rate per Bed	SFY 13 SCP/MCO Payments	SFY12 SCP/UPL Payments	1/8th Revenue By County	UC Payment Plus Base Rate Increase divided by Leverage of 4		
GUADALUPE COUNTY HOSPITAL	10	Guadalupe	1,687,381	55,342	1,742,723	174,272	1,952,365	5,300,829	85,581	435,681	Guadalupe	20
ROOSEVELT GENERAL HOSPITAL	24	Roosevelt	3,883,228	349,257	4,232,485	176,354	1,456,996	3,617,569	247,455	1,058,121	Roosevelt	17
SOCORRO GENERAL HOSPITAL	24	Socorro	3,765,604	695,259	4,460,863	185,869	2,873,174	3,683,159	218,124	1,115,216	Socorro	20
CIBOLA GENERAL HOSPITAL	25	Cibola	3,388,607	1,100,319	4,488,926	179,557	4,201,038	9,100,474	378,518	1,122,232	Cibola	11
DR. DAN C. TRIGG MEMORIAL HOSPITAL	25	Quay	3,294,606	157,718	3,452,324	138,093	2,050,390	5,256,524	176,588	863,081	Quay	19
LINCOLN COUNTY MEDICAL CENTER	25	Lincoln	4,997,296	1,227,404	6,224,700	248,988	1,697,672	4,018,696	566,385	1,556,175	Lincoln	11
MIMBRES	25	Luna	4,848,599	930,645	5,779,244	231,170	2,418,047	1,535,834	357,825	1,444,811	Luna	16
MINERS' COLFAX MEDICAL CENTER	25	Colfax	2,414,692	342,687	2,757,379	110,295	615,955	703,348	335,777	689,345	Colfax	8
NOR-LEA HOSPITAL	25	Lea	5,477,299	219,740	5,697,039	227,882	653,496	1,693,691	2,660,659	1,424,260	Lea	2
SIERRA VISITA HOSPITAL	25	Sierra	2,502,514	134,523	2,637,037	105,481	1,816,708	4,482,492	183,706	659,259	Sierra	14
UNION COUNTY GEN. HOSPITAL	25	Union	1,117,839	138,827	1,256,666	50,267	2,273,616	4,064,026	120,469	314,167	Union	10
ROSWELL REGIONAL HOSPITAL	26	Chaves	3,955,928	2,091,700	6,047,628	232,601	1,407,376	652,742	681,527	1,511,907	Chaves	8
Subtotal Small Hospital	284		41,333,593	7,443,421	48,777,014	171,750	23,416,833	44,109,385	6,012,616			
Small Hospital Allocation			41,333,594									
Balance Available for Reallocation			1									
HOLY CROSS HOSPITAL	47	Taos	4,384,386	1,635,936	6,020,322	128,092	2,516,869	6,546,393	686,722	1,505,081	Taos	8
LOS ALAMOS MEDICAL CENTER	47	Los Alamos	943,158	424,299	1,367,457	29,095	741,256	1,062,979	1,510,774	341,864	Los Alamos	0
ARTESIA GENERAL HOSPITAL	49	Eddy	1,845,507	255,682	2,101,189	42,881	648,179	1,239,618	2,272,865	525,297	Eddy	0
ALTA VISTA REGIONAL HOSPITAL	54	San Miguel	1,726,270	2,677,852	4,404,122	81,558	360,062		418,308	1,101,031	San Miguel	10
REHOBOTH MCKINLEY CHRISTIAN HOSPITAL	60	McKinley	4,116,165	2,642,762	6,758,927	112,649	5,741,777	8,369,095	1,461,533	1,689,732	McKinley	4
GILA REGIONAL MEDICAL CENTER	68	Grant	2,786,677	1,976,582	4,763,259	70,048	8,298,932	17,583,225	592,723	1,190,815	Grant	8
ESPANOLA HOSPITAL	70	Rio Arriba	4,864,635	2,523,673	7,388,308	105,547	2,926,505	3,821,082	404,916	1,847,077	Rio Arriba	18
Subtotal Medium Hospital	395		20,666,798	12,136,787	32,803,585	83,047	21,233,580	38,622,391	7,347,841			
Medium Hospital Allocation			20,666,797									
Plus Reallocated Balance			20,666,798									
PLAINS REGIONAL MEDICAL CENTER- CLOVIS	106	Curry	706,005	5,300,074	6,006,079	56,661	3,687,713	1,575,767	1,180,719	1,501,520	Curry	5
CARLSBAD MEDICAL CENTER	115	Eddy	838,313	2,962,796	3,801,109	33,053	4,330,490	2,634,902	2,272,865	950,277	Eddy	1
GERALD CHAMPION REGIONAL MEDICAL CENTER	123	Otero	900,953	1,617,878	2,518,831	20,478	3,118,732	3,995,891	1,080,300	629,708	Otero	2
EASTERN NEW MEXICO MEDICAL CENTER	162	Chaves	1,607,463	5,338,534	6,945,997	42,877	3,362,122	1,888,175	681,527	1,736,499	Chaves	10
MOUNTAIN VIEW REG MED CTR	168	Dona Ana	765,635	8,866,389	9,632,024	57,333	1,628,764			2,408,006	Dona Ana	
LEA REGIONAL HOSPITAL	186	Lea	2,070,562	3,102,678	5,173,240	27,813	2,132,869			1,293,310	Lea	
Subtotal Large Hospital	860		6,888,931	27,188,350	34,077,281	39,625	18,260,690	10,094,734	9,875,693			
Larger Hospital Allocation			6,888,932									
ST. VINCENT HOSPITAL	248	Santa Fe		10,849,971	10,849,971	43,750	6,318,532	4,591,035	406,216	2,712,493	Santa Fe	2
SAN JUAN REGIONAL MEDICAL CENTER	254	San Juan		7,017,688	7,017,688	27,629	14,647,087	29,944,819	4,272,983	1,754,422	San Juan	1
MEMORIAL MEDICAL CENTER	298	Dona Ana		12,922,768	12,922,768	43,365	16,492,020	39,544,860	1,999,623	3,230,692	Dona Ana	9
Subtotal Larger Hospitals	800			30,790,428	30,790,428	38,488	37,457,639	74,080,715	10,334,773			
Larger Hospital Allocation												
UNIVERSITY OF NEW MEXICO HOSPITAL	528	Bernalillo		45,642,964	45,642,964	86,445	58,870,630	53,831,616				
Total			68,889,322	123,201,951	192,091,273		159,239,372	220,738,841	33,570,923	36,612,076		

Total UC Pool		\$68,889,323	
# of Beds # of hospitals			
0-30	12 60%	41,333,594	
31-100	7 30%	20,666,797	
102-200	6 10%	6,888,932	
201-300	3 0%		
301+	1 0%		
	29 100%	68,889,323	

47,671,411	85,255,750	132,927,161	Federal Share
21,217,911	37,946,201	59,164,112	State Share
	14,058,033	14,058,033	UNM IGT /CPE
21,217,911	23,888,168	45,106,079	Needed County Share
68,889,322	123,201,951	192,091,273	Total
		36,395,096	Rev. from 1/8th (exc. Bern.)
		-8,710,982	Surplus / (Shortfall)

Overall Leverage 4.3
(192,091,273 / 45,106,079)

Other Counties Total

County Contributions Under the Sole Community Provider and UPL Programs									Estimated County Share for Additional Hospital	
Total SFY 11	Total SFY 12	UC Payment Plus Base Rate Increase divided by Leverage of 4	Total SFY 2013	SFY 2013 Budget (from HSD SCP spreadsheet)	SFY2013 Budget minus 1/8th GRT Increment	FY 13 2nd 1/8th GRT Increment	FY13 3rd (1/8th)G	Estimated County Share for UC Payment	Estimated County Share for Base Increase	
BERNALILLO						18,272,920	18,272,920	-	-	
CATRON						40,431	40,431			
CHAVES	4,062,076	1,999,999	3,248,406	1,008,406	2,000,001	636,947	1,363,054	1,363,054	1,713,524	
CIBOLA	1,689,492	2,761,116	1,122,232	2,044,105	2,886,809	2,508,291	378,518	378,518	1,043,691	
COLFAX	212,252	199,814	689,345	135,974	217,042	-118,735	335,777		743,725	
CURRY	792,219	763,375	1,501,520	941,884	793,037	-387,682	1,180,719	1,180,719	217,450	
DE BACA							27,079			
DONA ANA	8,714,482	12,607,632	5,638,698	4,669,688	9,317,484	5,318,237	3,999,247	3,999,247	235,816	
EDDY	1,227,643	1,779,149	1,475,575	1,582,801	1,714,568	-2,831,161	4,545,729		826,617	
GRANT	3,202,739	5,354,943	1,190,815	2,129,368	5,584,790	4,992,067	592,723	592,723	858,297	
GUADALUPE	1,084,155	1,603,442	435,681	1,276,743	1,681,502	1,595,921	85,581	85,581	519,713	
HARDING										
HIDALGO	14,272	21,023		10,860	21,669	-48,872	70,541	70,541		
LEA	2,081,949	1,000,515	2,717,570	916,471	1,055,085	-4,266,234	5,321,319		2,324,741	
LINCOLN	701,374	1,210,320	1,556,175	559,076	591,231	24,846	566,385		1,539,167	
LOS ALAMOS	701,087	878,443	341,864	529,107	308,248	-1,202,526	1,510,774	1,510,774	290,493	
LUNA	834,281	3,323,105	1,444,811		703,822	345,997	357,825	357,825	1,493,368	
MCKINLEY	2,234,683		1,689,732		2,160,025	698,492	1,461,533	1,461,533	1,267,779	
MORA							41,032			
OTERO	867,910	1,224,341	629,708	705,551	1,033,863	-46,437	1,080,300		277,494	
QUAY	989,103	1,603,822	863,081	835,684	1,667,450	1,490,862	176,588	176,588	1,014,739	
RIO ARRIBA	669,613	1,020,076	1,847,077	634,524	867,011	462,095	404,916	404,916	1,498,308	
ROOSEVELT	660,718	1,103,377	1,058,121	997,905	1,147,548	900,093	247,455	247,455	1,196,034	
SAN JUAN	5,558,809	9,119,658	1,754,422	3,679,568	9,498,950	5,225,967	4,272,983	4,272,983		
SAN MIGUEL	177,488	166,208	1,101,031	86,220	172,036	-246,272	418,308	418,308	531,691	
SANDOVAL							1,676,568			
SANTA FE	5,840,732	2,264,282	2,712,493	1,451,424	2,107,903	-1,954,263	4,062,166	4,062,166		
SIERRA	801,181	1,352,118	659,259	1,498,755	1,421,915	1,238,209	183,706	183,706	770,774	
SOCORRO	860,897	1,128,520	1,115,216	680,784	1,019,173			218,124	1,159,806	
TAOS	2,127,383	2,097,300	1,505,081	597,206	727,898	41,176	686,722	686,722	1,350,391	
TORRANCE							196,668	196,668		
UNION	730,346	1,239,390	314,167	820,438	1,289,171	1,168,702	120,469	120,469	344,294	
VALENCIA							771,855	771,855		
Total	46,836,883	56,659,271	36,612,076	29,386,895	49,988,231		54,449,892	41,100,907	21,217,911	23,888,000

Bernalillo
Total

18,272,920
36,176,972