



February 4, 2025

Amy Ewing
Hazen and Sawyer
100 Sun Avenue NE, Suite 206
Albuquerque, New Mexico 87109

Re: Summary of Field Activities and Analytical Results
Fourth Quarter Groundwater Monitoring Event
City of Santa Fe Paseo Real Wastewater Reclamation Facility

Dear Ms. Ewing:

Daniel B. Stephens & Associates, Inc. (DBS&A) is pleased to provide this letter report to Hazen and Sawyer (Hazen) summarizing results of the fourth quarter groundwater monitoring event conducted at the City of Santa Fe (the City) Paseo Real Wastewater Reclamation Facility (PRWRF) in Santa Fe, New Mexico (the site) (Figure 1).

Background

The City historically used the site as a facility for sludge disposal by land application. The PRWRF was constructed in the 1960s. The first discharge permit was issued for the land application of sludge in June 1984, but it is unknown when the practice began. Land application activities were discontinued on March 9, 2022. Historical land application areas prior to and after 2010 are shown on Figure 1.

Soil and hydromulch were applied to the ground surface after land application of sludge was discontinued at the site. There are seven groundwater monitor wells associated with the site. MW-3 is located hydrologically upgradient of the facility. MW-1, MW-2, MW-5, MW-6, and MW-7 are located hydrologically downgradient of the facility's former disposal areas. MW-4A is located hydrologically downgradient of the facility's outfall to the Santa Fe River (Figure 1). The wells were previously sampled by DBS&A in August 2023.

During the second and third quarter groundwater monitoring events conducted in June and September 2024, respectively, poly- and perfluoroalkyl substances (PFAS) analytes were detected in samples collected from wells MW-1 and MW-4A. One PFAS analyte was detected in the sample collected from MW-3 during the third quarter monitoring event, but this contamination may be from the sampling or analytical process and may not be representative of the groundwater in the location of MW-3. Concentrations of all PFAS were below the New Mexico Environment Department (NMED) tap water noncancer screening levels provided in the NMED November 2022 risk assessment guidance document (NMED, 2022).

This report summarizes the results of the fourth quarter groundwater monitoring event conducted on December 19, 2024.

Sampling Analytes

This water quality sampling was performed to evaluate whether there is PFAS contamination in groundwater below the former sludge disposal facility. PFAS analytes and their acronyms are listed in Table 1. PFAS analytes with detections in December 2024 and applicable screening levels are listed in Table 2.

Scope of Work

All activities were conducted in accordance with the approved scope of work. Field notes documenting sample collection activities are provided in Attachment 1.

Groundwater monitoring was conducted at the site on December 19, 2024. The quarterly monitoring event included measurement of water levels and collection of groundwater samples from monitor wells associated with the site (MW-1 through MW-7) (Figure 1). One duplicate sample and one field blank quality control sample were also collected.

Groundwater monitoring activities were conducted in accordance with the procedures and protocols set forth in the approved scope of work, which include eliminating potential sources of PFAS in field clothing, field equipment, sample containers, and supplies for equipment decontamination. For example, items banned from the work area included clothing washed with fabric softener, plastic clipboards and binders, adhesives, all materials containing Teflon, and most brands of waterproof field logbooks. DBS&A personnel refrain from the use of cosmetics, hand creams, moisturizers, sunscreen, and insect repellent when sampling for PFAS. These protocols are discussed at daily tailgate safety meetings and are strictly enforced. DBS&A has based these protocols on guidance published by the California State Water Resources Control Board (SWRCB) Division of Drinking Water (SWRCB, 2020).

Fluid levels were gauged in the monitor wells using a decontaminated electronic water level indicator. Water level elevations are provided in Table 3.

Prior to sampling, monitor wells were purged of a minimum of three casing volumes using dedicated pumps. Field parameters, including specific conductivity, pH, and temperature, were measured in the monitor wells during purging and recorded on the field sampling records (Attachment 1). Purge water was collected in 55-gallon drums at each well location pending laboratory results and proper disposal.

The groundwater samples collected from the monitor wells were analyzed for PFAS using U.S. Environmental Protection Agency (EPA) method 1633. Enthalpy Analytical Laboratory (Enthalpy) in El Dorado Hills, California performed all chemical analysis of the

groundwater samples following their corporate quality assurance program. Samples were preserved on ice and accompanied by full chain of custody documentation at all times in accordance with industry best practices and DBS&A standard operating procedures (SOPs).

Results

Water Level Elevations

Water levels measured in monitor wells during the current monitoring event are presented in Table 3.

Water levels measured during the current monitoring event were used to construct the potentiometric surface map provided in Figure 2. Groundwater flow direction at the site was generally to the southwest, with a gradient of 0.0015 foot per foot (ft/ft), which is consistent with previous monitoring events.

Analytical Results

Groundwater analytical results for the PFAS analytes that were detected and/or have applicable screening levels are summarized in Table 2 and on Figure 3. The complete laboratory report, including chain of custody, is provided in Attachment 2.

PFAS analytes were detected in two of the seven sampled wells:

- MW-1: PFBA (10.4 nanograms per liter [ng/L]), PFPeA (21.3 ng/L), PFHxA (16.7 ng/L), PFHpA (4.33 ng/L), PFOA (5.42 ng/L), PFBS (11.4 ng/L), PFPeS (2.01 ng/L), PFHxS (6.04 ng/L), and PFOS (1.56 ng/L)
- MW-4A: PFBS (2.21 ng/L)

Concentrations of all PFAS were below the NMED tap water noncancer screening levels provided in the NMED November 2022 risk assessment guidance document (NMED, 2022). PFAS were not detected at concentrations above laboratory reporting limits in wells MW-2, MW-3, MW-5, MW-6, and MW-7. Detections of PFAS analytes in monitor wells MW-1 and MW-4A during this monitoring event are consistent with the detections during the June and September 2024 monitoring events. MW-1 is located on the west side of the facility. MW-4A is located northwest of the facility and downgradient of the outfall, near the discharge channel to the Santa Fe River.

During the September 2024 monitoring event, PFOSA was detected in the sample collected from MW-3. PFOSA was not detected in the sample collected from MW-3 in June 2024 or during the current monitoring event. The PFOSA detected during the September 2024 monitoring event may have been introduced during the sampling or analytical process due to the prevalence of PFAS in everyday use items and the environment. DBS&A will

Ms. Amy Ewing
February 4, 2025
Page 4

continue to closely monitor PFOSA in MW-3 during future monitoring events to evaluate its source.

Eight PFAS analytes were detected at concentrations above laboratory reporting limits in the duplicate sample (MW-9), which is consistent with analytical results in the corresponding primary sample collected from MW-1 (Table 2). Concentrations of all PFAS were below laboratory reporting limits in the field blank quality control sample, labeled MW-8 (Attachment 2).

Conclusions and Recommendations

A total of seven monitor wells were sampled as part of the fourth quarter groundwater monitoring event at the site. Based on the results of the current groundwater monitoring event, DBS&A provides the following conclusions regarding groundwater conditions at the site:

- Groundwater beneath the site continues to flow to the southwest.
- PFAS were detected in samples collected from MW-1 (nine analytes) and MW-4A (one analyte) at concentrations below the NMED screening levels.


Based on the findings of the groundwater monitoring, DBS&A recommends that quarterly groundwater monitoring continue at the site through the first quarter 2025 under the approved scope of work to assess long-term or seasonal trends in groundwater quality.

Closing

This letter report serves as the deliverable for the fourth quarter groundwater monitoring event at the site, as specified in the approved scope of work. Please contact me at (505) 822-9400 with any questions.

Sincerely,

DANIEL B. STEPHENS & ASSOCIATES, INC.



Patrice N. Feltman, P.G.
Geologist/Project Manager

PNF/rpf
Attachments

Ms. Amy Ewing
February 4, 2025
Page 5

References

- Daniel B. Stephens & Associates, Inc. (DBS&A). 2024a. Letter report from Patrice N. Feltman to Amy Ewing, Hazen and Sawyer, regarding Summary of field activities and analytical results, Second quarter groundwater monitoring event, City of Santa Fe Paseo Real Wastewater Reclamation Facility. September 10, 2024.
- DBS&A. 2024b. Letter report from Patrice N. Feltman to Amy Ewing, Hazen and Sawyer, regarding Summary of field activities and analytical results, Third quarter groundwater monitoring event, City of Santa Fe Paseo Real Wastewater Reclamation Facility. October 23, 2024.
- New Mexico Environment Department (NMED). 2022. *Risk assessment for site investigations and remediation, Volume I: Soil screening guidance for human health risk assessments*. November 2022.
- State Water Resources Control Board (SWRCB) [of California]. 2020. *Drinking water sample collection guidance for per- and poly-fluoroalkyl substances (PFAS)*. Division of Drinking Water. May 2020.

Figures



Base image source: Google Earth Pro, March 2021







Explanation

- Monitor well
- Approximate area of land application prior to 2010
- Approximate area of land application after 2010

Figure 1





Explanation
 Monitor well
 Potentiometric surface elevation contour (ft msl) (dashed where inferred)
 MW-1 Monitor well designation
 6153.74 Potentiometric surface elevation (feet msl)

Base image source: Google Earth Pro, March 2021

CITY OF SANTA FE
 PASEO REAL WATER RECLAMATION FACILITY
Potentiometric Surface Elevations
December 19, 2024

Figure 2



MW-4A				12/19/2024
<6.38	<3.19	<1.59	<1.59	
<1.99	<1.59	2.21	<1.49	
<1.45	<1.59	<1.48		

MW-3				12/19/2024
<6.50	<3.25	<1.63	<1.63	
<2.03	<1.63	<1.44	<1.52	
<1.48	<1.63	<1.51		

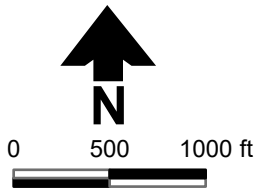
MW-1				12/19/2024
10.40	21.3	16.7	4.33	
5.42	<1.64	11.4	2.01	
6.04	<1.64	1.56		
MW-9 (MW-1 Dup)				12/19/2024
10.3	20.9	15.8	4.05	
5.89	<1.62	11.2	1.98	
6.14	<1.62	<1.51		

MW-2				12/19/2024
<6.44	<3.22	<1.61	<1.61	
<2.01	<1.61	<1.43	<1.51	
<1.47	<1.61	<1.50		

MW-6				12/19/2024
<6.54	<3.27	<1.63	<1.63	
<2.04	<1.63	<1.45	<1.53	
<1.49	<1.63	<1.52		

MW-5				12/19/2024
<6.41	<3.20	<1.60	<1.60	
<2.00	<1.60	<1.42	<1.50	
<1.46	<1.60	<1.49		

MW-7				12/19/2024
<6.45	<3.23	<1.61	<1.61	
<2.02	<1.61	<1.43	<1.51	
<1.47	<1.61	<1.50		



Explanation

- Monitor well
- Approximate area of land application after 2010
- Approximate area of land application prior to 2010

Note: All concentrations reported in nanograms per liter (ng/L)

Location designation		Sample Date	
PFBA	PFPeA	PFHxA	PFHpA
PFOA	PFNA	PFBS	PFPeS
PFHxS	PFOSA	PFOS	

Base image source: Google Earth Pro, March 2021

CITY OF SANTA FE
 PASEO REAL WATER RECLAMATION FACILITY
Distribution of PFAS Contaminants
December 19, 2024

Tables

Table 1. PFAS Target Analytes

Analyte Name	Acronym
Perfluorobutanoic acid	PFBA
Perfluoropentanoic acid	PFPeA
Perfluorohexanoic acid	PFHxA
Perfluoroheptanoic acid	PFHpA
Perfluorooctanoic acid	PFOA
Perfluorononanoic acid	PFNA
Perfluorobutane sulfonic acid	PFBS
Perfluoropentane sulfonic acid	PFPeS
Perfluorohexane sulfonic acid	PFHxS
Perfluorooctabesylfonamide	PFOSA
Perfluorooctane sulfonic acid	PFOS

Analytes listed have been detected in the samples collected and/or have an NMED Screening Level.

Table 2. Groundwater Chemistry Analytical Data
Page 1 of 2

Well Name	Sample Date	Concentration ^a (ng/L)										
		PFBA	PFPeA	PFHxA	PFHpA	PFOA	PFNA	PFBS	PFPeS	PFHxS	PFOSA	PFOS
<i>NMED Screening Level ^b</i>		<i>None</i>	<i>None</i>	<i>None</i>	<i>None</i>	<i>60.2</i>	<i>60.2</i>	<i>6,020</i>	<i>None</i>	<i>401</i>	<i>None</i>	<i>60.2</i>
MW-1	6/21/2024	10.6	21.7	21.1	4.13	7.03	<1.58	14.2	2.24	7.16	<1.58	<1.47
	9/11/2024	9.93	23.9	20.8	3.90	5.85	<1.59	11.3	2.32	7.23	<1.59	<1.48
	12/19/2024	10.4	21.3	16.7	4.33	5.42	<1.64	11.4	2.01	6.04	<1.64	1.56
MW-2	6/20/2024	<5.99	<2.99	<1.50	<1.50	<1.87	<1.50	<1.33	<1.40	<1.37	<1.50	<1.39
	9/11/2024	<6.45	<3.22	<1.61	<1.61	<2.01	<1.61	<1.43	<1.51	<1.47	<1.61	<1.50
	12/19/2024	<6.44	<3.22	<1.61	<1.61	<2.01	<1.61	<1.43	<1.51	<1.47	<1.61	<1.50
MW-3	6/20/2024	<6.16	<3.08	<1.54	<1.54	<1.93	<1.54	<1.37	<1.44	<1.41	<1.54	<1.44
	9/11/2024	<6.30	<3.15	<1.58	<1.58	<1.97	<1.58	<1.40	<1.48	<1.44	1.76	<1.47
	12/19/2024	<6.50	<3.25	<1.63	<1.63	<2.03	<1.63	<1.44	<1.52	<1.48	<1.63	<1.51
MW-4A	6/21/2024	<6.12	<3.06	<1.53	<1.53	<1.91	<1.53	2.67	<1.43	<1.40	<1.53	<1.42
	9/11/2024	<6.21	<3.10	<1.55	<1.55	<1.94	<1.55	2.36	<1.46	<1.42	<1.55	<1.45
	12/19/2024	<6.38	<3.19	<1.59	<1.59	<1.99	<1.59	2.21	<1.49	<1.45	<1.59	<1.48
MW-5	6/20/2024	<6.10	<3.05	<1.52	<1.52	<1.91	<1.52	<1.35	<1.43	<1.39	<1.52	<1.42
	9/11/2024	<6.47	<3.24	<1.62	<1.62	<2.02	<1.62	<1.44	<1.52	<1.48	<1.62	<1.51
	12/19/2024	<6.41	<3.20	<1.60	<1.60	<2.00	<1.60	<1.42	<1.50	<1.46	<1.60	<1.49
MW-6	6/21/2024	<6.14	<3.07	<1.53	<1.53	<1.92	<1.53	<1.36	<1.44	<1.40	<1.53	<1.43
	9/11/2024	<6.44	<3.22	<1.61	<1.61	<2.01	<1.61	<1.43	<1.51	<1.47	<1.61	<1.50
	12/19/2024	<6.54	<3.27	<1.63	<1.63	<2.04	<1.63	<1.45	<1.53	<1.49	<1.63	<1.52

Notes are provided at the end of the table.

Table 2. Groundwater Chemistry Analytical Data
Page 2 of 2

Well Name	Sample Date	Concentration ^a (ng/L)										
		PFBA	PFPeA	PFHxA	PFHpA	PFOA	PFNA	PFBS	PFPeS	PFHxS	PFOSA	PFOS
<i>NMED Screening Level ^b</i>		<i>None</i>	<i>None</i>	<i>None</i>	<i>None</i>	<i>60.2</i>	<i>60.2</i>	<i>6,020</i>	<i>None</i>	<i>401</i>	<i>None</i>	<i>60.2</i>
MW-7	6/20/2024	<6.34	<3.17	<1.58	<1.58	<1.98	<1.58	<1.41	<1.49	<1.45	<1.58	<1.48
	9/11/2024	<6.58	<3.29	<1.64	<1.64	<2.06	<1.64	<1.46	<1.54	<1.50	<1.64	<1.53
	12/19/2024	<6.45	<3.23	<1.61	<1.61	<2.02	<1.61	<1.43	<1.51	<1.47	<1.61	<1.50
MW-8 (MW-5 Dup)	6/20/2024	<6.07	<3.04	<1.52	<1.52	<1.90	<1.52	<1.35	<1.42	<1.38	<1.52	<1.41
MW-8 (MW-1 Dup)	9/11/2024	10.3	24.3	19.1	3.93	5.81	<1.59	11.6	2.22	7.18	<1.59	<1.48
MW-9 (MW-1 Dup)	12/19/2024	10.3	20.9	15.8	4.05	5.89	<1.62	11.2	1.98	6.14	<1.62	<1.51

Bold indicates that value exceeds the New Mexico Environment Department (NMED) tap water noncancer screening level.

Analytes listed have been detected in the samples collected and/or have an NMED screening level.

^a Analyzed using U.S. Environmental Protection Agency (EPA) method 1633.

^b NMED screening level, tap water, noncancer

ng/L = Nanograms per liter

Table 3. Water Level Data

Well Name	Top of Casing Elevation ^a (feet msl)	Total Depth ^b (feet bgs)	Screened Interval ^b (feet bgs)	Date Measured	Depth to Groundwater (feet btoc)	Groundwater Elevation (feet msl)
MW-1	6,282.29	150	130-150	6/20/2024	128.65	6,153.64
				9/11/2024	128.39	6,153.90
				12/19/2024	128.55	6,153.74
MW-2	6,301.40	170	130-150	6/20/2024	146.81	6,154.59
				9/11/2024	146.60	6,154.80
				12/19/2024	146.75	6,154.65
MW-3	6,339.16	214	194-214	6/20/2024	179.89	6,159.27
				9/11/2024	179.72	6,159.44
				12/19/2024	179.88	6,159.28
MW-4A	Unknown	Unknown	Unknown	6/20/2024	117.84	NA
				9/11/2024	117.64	NA
				12/19/2024	117.78	NA
MW-5	6,341.69	204	184-204	6/20/2024	187.57	6,154.12
				9/11/2024	187.55	6,154.14
				12/19/2024	187.67	6,154.02
MW-6	6,327.65	186	166-186	6/20/2024	174.00	6,153.65
				9/11/2024	173.76	6,153.89
				12/19/2024	173.93	6,153.72
MW-7	6,325.24	215	166-186	6/20/2024	172.69	6,152.55
				9/11/2024	172.49	6,152.75
				12/19/2024	172.62	6,152.62

^a Provided by City of Santa Fe 2024 Quarter 1 DP-135 Report.

^b Approximate depth

msl = Above mean sea level

bgs = Below ground surface

btoc = Below top of casing

NA = Not applicable

Attachment 1

Field Notes



Daniel B. Stephens & Associates, Inc.

GROUNDWATER METER CALIBRATION SHEET

Project Name: Paseo Regl WRF
Project #: DB24.1212
Project Manager: J. Fisher / P. Feltman

Sampler: J. Fisher / B. Constand
Date: 12/19/2024

<u>pH</u>	<u>Temp (°C)</u>	<u>Comments</u>
(4) 4.00 4.00	14.4	
(7) 7.04 7.04	15.1	
(10) 10.12 10.14	15.3	
<u>SpCon (µs/cm)</u>	<u>Temp (°C)</u>	<u>Comments</u>
(1413) 1413 1413	15.9	
<u>ORP (mv)</u>	<u>Temp (°C)</u>	<u>Comments</u>
227.01	15.4	
<u>Dissolved O₂</u>	<u>Temp (°C)</u>	<u>Comments</u>
(%) 80.3	9.8	
(mg/L) 9.10	9.8	
<u>Pressure</u>	<u>Temp (°C)</u>	<u>Comments</u>
(mmHg) 610.6	9.8	

Comments:

Ysi SN: 20F162231



GROUNDWATER MONITORING DATA SHEET

Project Name: PASEO RAIL WRF Sampler: J. FISHER / B. CONSERVANT
 Project #: DB24.1212.00 Sample Date: 12/19/24
 Project Manager: J. FISHER / P. FOLDMAN Sample Time: 1243

Well #: M/W-3
 Well Diameter: 5 (inches) Height of Water Column: 34.12 (feet)
 Depth to NAPL: - (feet btoc) Casing Volume: 34.80 (gal)
 Depth to Water: 179.88 (feet btoc) Purge Volume: 104.4 (gal)
 Total Depth of Well: 214 (feet) Purge Method: DEDICATED PUMP

Note:

One casing volume (SCH 40 PVC): 2.0" ID casing = 0.16 gal/ft; 4.0" = 0.65 gal/ft; 6.0" = 1.47 gal/ft
 5.2

Groundwater Parameters:

Casing Volume	pH	Temp (°F)	Conductivity (µS/cm)	ORP (mv)	D.O. (mg/L)	Turbidity (NTU)
Initial	6.94	13.9	243.3	165.5	5.76	clear
1	8.12	15.3	262.1	165.3	5.57	clear
2	8.20	15.7	228.5	159.1	6.99	clear
3		DRY @ ^(13:00 PM) ~70 GALLONS				

Sample Description: 3-bottles (2-500 mL POLY, 1-¹²⁵50 mL POLY)

Physical Observations: Clear, No Odor

Analytical Method(s): PFAS



GROUNDWATER MONITORING DATA SHEET

Project Name: PASCO RAIL WRF Sampler: J. FUGHER/B. CONSTANT
Project #: DB24-1212-00 Sample Date: 12/19/24
Project Manager: J. Fisher/P. Ferguson Sample Time: 1323

Well #: MW-2
Well Diameter: 5" (inches) Height of Water Column: 23.25 (feet)
Depth to NAPL: - (feet btoc) Casing Volume: 23.71 (gal)
Depth to Water: 146.75 (feet btoc) Purge Volume: 71.13 (gal)
Total Depth of Well: 170 (feet) Purge Method: Dissolved Pump

Note:
One casing volume (SCH 40 PVC): 2.0" ID casing = 0.16 gal/ft; 4.0" = 0.65 gal/ft; 6.0" = 1.47 gal/ft


Groundwater Parameters:

Table with 7 columns: Casing Volume, pH, Temp (°F), Conductivity (µS/cm), ORP (mv), D.O. (mg/L), Turbidity (NTU). Rows include Initial and three numbered samples (1, 2, 3) with handwritten data values.

Sample Description: 3-BOTTLES 2-500ml POLY, 1-125ml POLY

Physical Observations: CLEAR, NO ODOR

Analytical Method(s): PFAS 1633





Daniel B. Stephens & Associates, Inc.

GROUNDWATER MONITORING DATA SHEET

Project Name: Presco Park WRF Sampler: J. Fisher / B. Constant
 Project #: D124-1212-00 Sample Date: 12/19/24
 Project Manager: J. Fisher / P. Fortman Sample Time: 1357

Well #: MW 5
 Well Diameter: 4" (inches) Height of Water Column: 16.33 (feet)
 Depth to NAPL: — (feet btoc) Casing Volume: 10.61 (gal)
 Depth to Water: 187.67 (feet btoc) Purge Volume: 31.84 (gal)
 Total Depth of Well: 204 (feet) Purge Method: Denitrato Submersible Pump

Note:
 One casing volume (SCH 40 PVC): 2.0" ID casing = 0.16 gal/ft; 4.0" = 0.65 gal/ft; 6.0" = 1.47 gal/ft


Groundwater Parameters: 1353 Pump On

Casing Volume	pH	Temp (°F)	Conductivity (µS/cm)	ORP (mv)	D.O. (mg/L)	Turbidity (NTU)
Initial	7.99 ^{7.64}	15.9 ^{15.4}	194.0 ^{193.5} 197.6	126.0 ^{125.8} 130.3	6.04 ^{6.39} 4.73	clear
1	7.94	15.9	194.0	126.0	6.04	clear
2	7.98	15.9	193.5	125.8	6.39	clear
3	7.89	15.6	192.5	129.1	6.90	clear

Sample Description: 2-500mL Poly, 1-125ml Poly

Physical Observations: Clear, No Odor

Analytical Method(s): PFAS 1633





GROUNDWATER MONITORING DATA SHEET

Project Name: PRWRF Sampler: J. Fisher/B. Constant
Project #: DB 24.1212.00 Sample Date: 12/19/24
Project Manager: J. Fisher/P. Feurman Sample Time: 1436

Well #: MW-7
Well Diameter: 4" (inches) Height of Water Column: 27.38 (feet)
Depth to NAPL: - (feet btoc) Casing Volume: 17.80 (gal)
Depth to Water: 172.62 (feet btoc) Purge Volume: 53.39 (gal)
Total Depth of Well: 200 (feet) Purge Method: Dedicated Submersible Pump

Note:
One casing volume (SCH 40 PVC): 2.0" ID casing = 0.16 gal/ft; 4.0" = 0.65 gal/ft; 6.0" = 1.47 gal/ft


Groundwater Parameters:

Table with 7 columns: Casing Volume, pH, Temp (°F), Conductivity (µS/cm), ORP (mv), D.O. (mg/L), Turbidity (NTU). Rows include Initial, 1, 2, and 3.

Sample Description: 2-500mL Poly, 1-125mL Poly

Physical Observations: Clear, No Odor

Analytical Method(s): PFAS 1633





GROUNDWATER MONITORING DATA SHEET

Project Name: Pasco River WRF Sampler: J. FISHER/B. CONSTANT
Project #: DB 24.1212.00 Sample Date: 12/19/24
Project Manager: J. FISHER/P. FEYMAN Sample Time: 1513

Well #: MW-6
Well Diameter: 4 (inches) Height of Water Column: 12.24 (feet)
Depth to NAPL: — (feet btoc) Casing Volume: 7.85 7.96 (gal)
Depth to Water: 173.76 (feet btoc) Purge Volume: 23.54 23.88 (gal)
Total Depth of Well: 186 (feet) Purge Method: DECIANTED PUMP

Note:

One casing volume (SCH 40 PVC): 2.0" ID casing = 0.16 gal/ft; 4.0" = 0.65 gal/ft; 6.0" = 1.47 gal/ft

DRY @ 15 GALLONS

Groundwater Parameters:

Casing Volume	pH	Temp (°F)	Conductivity (µS/cm)	ORP (mv)	D.O. (mg/L)	Turbidity (NTU)
Initial	8.01	14.0	197.3	241.0	5.74	CLEAR
1	7.84	15.3	197.9	234.2	6.28	CLEAR
2	7.96	15.4	198.2	198.7	6.92	clear
3	7.98 7.86	15.8	198.2 197.6	200.2 193.5	6.54	clear

Sample Description: 2-500ml Poly, 1-125ml Poly

Physical Observations: Clear, No Odor

Analytical Method(s): PFAS 1633



GROUNDWATER MONITORING DATA SHEET

Project Name: Pasadena WRF Sampler: J. Fisher / B. Constant
Project #: DB 24-1212.00 Sample Date: 12/19/24
Project Manager: J. Fisher / P. Foltman Sample Time: 1555

Well #: MW-1
Well Diameter: 4.5 (inches) Height of Water Column: 21.45 (feet)
Depth to NAPL: — (feet btoc) Casing Volume: 17.72 (gal)
Depth to Water: ~~128.55~~ 150 (feet btoc) Purge Volume: 53.16 (gal)
Total Depth of Well: 150 (feet) Purge Method: Dedicated Pump

Note:
One casing volume (SCH 40 PVC): 2.0" ID casing = 0.16 gal/ft; 4.0" = 0.65 gal/ft; 6.0" = 1.47 gal/ft


Groundwater Parameters:

Casing Volume	pH	Temp (°F)	Conductivity (µS/cm)	ORP (mv)	D.O. (mg/L)	Turbidity (NTU)
Initial	7.31	14.5	612.3	168.2	6.74	Clear
1	7.42	15.4	634	164.2	6.01	Clear
2	7.45	15.5	631	158.0	6.07	Clear
3	7.41	15.5	629	154.6	6.20	Clear

Sample Description: 2-500ml POLY, 1-125ml POLY
" " For Dup 1610 Sample Time

Physical Observations: Clear No Odor

Analytical Method(s): PFAS 1633





GROUNDWATER MONITORING DATA SHEET

Project Name: Pasco Real WRF Sampler: J. FISACA/B. COMSTANT
Project #: DB 24-1212-00 Sample Date: 12/19/24
Project Manager: J. FISACA/P. FULLMAN Sample Time: 1633

Well #: MW-4
Well Diameter: 4 (inches) Height of Water Column: 17.22 (feet)
Depth to NAPL: - (feet btoc) Casing Volume: 11.19 (gal)
Depth to Water: 117.78 (feet btoc) Purge Volume: 33.57 (gal)
Total Depth of Well: 135 (feet) Purge Method: DEDICATED SUBMERSIBLE PUMP

Note:
One casing volume (SCH 40 PVC): 2.0" ID casing = 0.16 gal/ft; 4.0" = 0.65 gal/ft; 6.0" = 1.47 gal/ft


Groundwater Parameters:

Table with 7 columns: Casing Volume, pH, Temp (°F), Conductivity (µS/cm), ORP (mv), D.O. (mg/L), Turbidity (NTU). Rows include Initial and 1-3 casing volumes with corresponding parameter values.

Sample Description: 2-500mL POLY, 1-725mL POLY

Physical Observations: CLEAR, NO O2

Analytical Method(s): PFAS 1633



12/19/24 PRWRF GWM

B. CONSONI
J. FISHER

- 1047 onsite @ Admin Bldg TO CHECK
IN & GET KEYS. ^{ANTONIO ZARULLI &} ^{ZACK HINES (ACCOM)} OFFSITE
- 1115 @ MW-3 TO BEGIN SAMPLING.
HOLD TRUSTEES STAFF MEETING.
SEE FORM IN HASP FOR DETAILS.
- 1243 COLLECT SAMPLE MW-3.
PUMP WATER = ~70 GALLONS IN 2 DRUMS
- 1255 SET UP ON MW-2
- 1323 COLLECT SAMPLE MW-2. 2 DRUMS
- 1335 SET UP TO SAMPLE MW-5. 1 DRUM
- 1357 COLLECT SAMPLE MW-5.
- 1410 SET UP ON MW-7 - 2 DRUMS
- 1436 COLLECT SAMPLE MW-7.
- 1450 SET UP TO SAMPLE MW-6.
- 1513 COLLECT SAMPLE MW-6. 1 DRUM
- 1530 SET UP TO SAMPLE MW-1.
- 1547 COLLECT FIELD BLANK (MW-8)
- 1544 PUMP ON (MW-1)
- 1555 COLLECT SAMPLE MW-1 + DUPLICATE
(MW-9) ~1610
- 1617 SET UP TO SAMPLE MW-4.
- 1633 COLLECT SAMPLE MW-4
- 1645 RETURN KEYS TO ADMIN BLDG -
OFFSITE

 12/19/24

Attachment 2

Laboratory
Analytical Report



January 09, 2025

**Enthalpy Analytical - El Dorado Hills
Work Order No. 2412178**

Ms. Amy Ewing
Hazen & Sawyer
100 Sun Ave NE, Ste 206
Albuquerque, NM 87109

Dear Ms. Ewing,

Enclosed are the results for the sample set received at Enthalpy Analytical - EDH on December 30, 2024 under your Project Name 'Paseo Real WRF'.

Enthalpy Analytical - EDH is committed to serving you effectively. If you require additional information, please contact me at 916-673-1520 or by email at emilyuebelhoer@enthalpy.com.

Thank you for choosing Enthalpy Analytical - EDH as part of your analytical support team.

Sincerely,

A handwritten signature in black ink that reads 'Emily Uebelhoer'.

Emily Uebelhoer
Project Manager

Enthalpy Analytical -EDH certifies that the report herein meets all the requirements set forth by NELAP for those applicable test methods. Results relate only to the samples as received by the laboratory. This report should not be reproduced except in full without the written approval of Enthalpy Analytical -EDH.

Enthalpy Analytical - EDH Work Order No. 2412178

Case Narrative

Sample Condition on Receipt:

Nine aqueous samples were received and stored securely in accordance with Enthalpy Analytical - EDH standard operating procedures and EPA methodology. The samples were received in good condition and within the recommended temperature requirements.

Analytical Notes:

EPA Method 1633 (Aqueous)

The samples were extracted and analyzed for a selected list of PFAS using EPA Method 1633. The results for PFHxS, PFOA, PFOSA, PFOS, PFNA, MeFOSAA, EtFOSAA, MeFOSA, MeFOSE, EtFOSA, EtFOSE include both linear and branched isomers. Results for all other analytes include the linear isomers only.

Holding Times

The samples were extracted and analyzed within the hold times.

Quality Control

The Initial Calibration and Continuing Calibration Verifications met the method acceptance criteria.

A Method Blank, Laboratory Control Sample (LCS)/Laboratory Control Sample Duplicate (LCSD) and Low-Level Ongoing Precision and Recovery (OPR) sample were extracted and analyzed with the preparation batch. No analytes were detected in the Method Blank above 1/2 the Reporting Limit concentration. The OPR recoveries were within the method acceptance criteria.

The labeled standard recoveries for all QC and field samples were within the acceptance criteria.

TABLE OF CONTENTS

Case Narrative.....	1
Table of Contents.....	3
Sample Inventory.....	4
Analytical Results.....	5
Qualifiers.....	30
Certifications.....	31
Sample Receipt.....	32

Sample Inventory Report

Sample ID	Client Sample ID	Sampled	Received	Components/Containers
2412178-01	MW-3	19-Dec-24 12:43	30-Dec-24 09:40	HDPE Bottle, 500 mL HDPE Bottle, 500 mL HDPE Bottle, 125 mL
2412178-02	MW-2	19-Dec-24 13:23	30-Dec-24 09:40	HDPE Bottle, 500 mL HDPE Bottle, 500 mL HDPE Bottle, 125 mL
2412178-03	MW-5	19-Dec-24 13:57	30-Dec-24 09:40	HDPE Bottle, 500 mL HDPE Bottle, 500 mL HDPE Bottle, 125 mL
2412178-04	MW-7	19-Dec-24 14:36	30-Dec-24 09:40	HDPE Bottle, 500 mL HDPE Bottle, 500 mL HDPE Bottle, 125 mL
2412178-05	MW-6	19-Dec-24 15:13	30-Dec-24 09:40	HDPE Bottle, 500 mL HDPE Bottle, 500 mL HDPE Bottle, 125 mL
2412178-06	MW-8	19-Dec-24 15:42	30-Dec-24 09:40	HDPE Bottle, 500 mL HDPE Bottle, 500 mL HDPE Bottle, 125 mL
2412178-07	MW-1	19-Dec-24 15:55	30-Dec-24 09:40	HDPE Bottle, 500 mL HDPE Bottle, 500 mL HDPE Bottle, 125 mL
2412178-08	MW-9	19-Dec-24 16:10	30-Dec-24 09:40	HDPE Bottle, 500 mL HDPE Bottle, 500 mL HDPE Bottle, 125 mL
2412178-09	MW-4	19-Dec-24 16:33	30-Dec-24 09:40	HDPE Bottle, 500 mL HDPE Bottle, 500 mL HDPE Bottle, 125 mL

ANALYTICAL RESULTS

Sample ID: Method Blank
EPA Method 1633

Client Data				Laboratory Data			
Name:	Hazen & Sawyer	Matrix:	Aqueous	Lab Sample:	B25A003-BLK1	Column:	BEH C18
Project:	Paseo Real WRF						

Analyte	Conc. (ng/L)	RL	Qualifiers	Batch	Extracted	Samp Size	Analyzed	Dilution
PFBA	375-22-4	ND		B25A003	02-Jan-25	0.500 L	03-Jan-25 16:00	1
PFMPA	377-73-1	ND		B25A003	02-Jan-25	0.500 L	03-Jan-25 16:00	1
3:3 FTCA	356-02-5	ND		B25A003	02-Jan-25	0.500 L	03-Jan-25 16:00	1
PFPeA	2706-90-3	ND		B25A003	02-Jan-25	0.500 L	03-Jan-25 16:00	1
PFMBA	863090-89-5	ND		B25A003	02-Jan-25	0.500 L	03-Jan-25 16:00	1
PFBS	375-73-5	ND		B25A003	02-Jan-25	0.500 L	03-Jan-25 16:00	1
4:2 FTS	757124-72-4	ND		B25A003	02-Jan-25	0.500 L	03-Jan-25 16:00	1
PFHxA	307-24-4	ND		B25A003	02-Jan-25	0.500 L	03-Jan-25 16:00	1
PFEESA	113507-82-7	ND		B25A003	02-Jan-25	0.500 L	03-Jan-25 16:00	1
PFPeS	2706-91-4	ND		B25A003	02-Jan-25	0.500 L	03-Jan-25 16:00	1
HFPO-DA	13252-13-6	ND		B25A003	02-Jan-25	0.500 L	03-Jan-25 16:00	1
NFDHA	151772-58-6	ND		B25A003	02-Jan-25	0.500 L	03-Jan-25 16:00	1
5:3 FTCA	914637-49-3	ND		B25A003	02-Jan-25	0.500 L	03-Jan-25 16:00	1
PFHpA	375-85-9	ND		B25A003	02-Jan-25	0.500 L	03-Jan-25 16:00	1
ADONA	919005-14-4	ND		B25A003	02-Jan-25	0.500 L	03-Jan-25 16:00	1
PFHxS	355-46-4	ND		B25A003	02-Jan-25	0.500 L	03-Jan-25 16:00	1
6:2 FTS	27619-97-2	ND		B25A003	02-Jan-25	0.500 L	03-Jan-25 16:00	1
PFOA	335-67-1	ND		B25A003	02-Jan-25	0.500 L	03-Jan-25 16:00	1
PFHpS	375-92-8	ND		B25A003	02-Jan-25	0.500 L	03-Jan-25 16:00	1
7:3 FTCA	812-70-4	ND		B25A003	02-Jan-25	0.500 L	03-Jan-25 16:00	1
PFNA	375-95-1	ND		B25A003	02-Jan-25	0.500 L	03-Jan-25 16:00	1
PFOSA	754-91-6	ND		B25A003	02-Jan-25	0.500 L	03-Jan-25 16:00	1
PFOS	1763-23-1	ND		B25A003	02-Jan-25	0.500 L	03-Jan-25 16:00	1
9CI-PF3ONS	756426-58-1	ND		B25A003	02-Jan-25	0.500 L	03-Jan-25 16:00	1
PFDA	335-76-2	ND		B25A003	02-Jan-25	0.500 L	03-Jan-25 16:00	1
8:2 FTS	39108-34-4	ND		B25A003	02-Jan-25	0.500 L	03-Jan-25 16:00	1
PFNS	68259-12-1	ND		B25A003	02-Jan-25	0.500 L	03-Jan-25 16:00	1
MeFOSAA	2355-31-9	ND		B25A003	02-Jan-25	0.500 L	03-Jan-25 16:00	1
EtFOSAA	2991-50-6	ND		B25A003	02-Jan-25	0.500 L	03-Jan-25 16:00	1
PFUnA	2058-94-8	ND		B25A003	02-Jan-25	0.500 L	03-Jan-25 16:00	1
PFDS	335-77-3	ND		B25A003	02-Jan-25	0.500 L	03-Jan-25 16:00	1
11CI-PF3OUdS	763051-92-9	ND		B25A003	02-Jan-25	0.500 L	03-Jan-25 16:00	1
PFDoA	307-55-1	ND		B25A003	02-Jan-25	0.500 L	03-Jan-25 16:00	1
MeFOSA	31506-32-8	ND		B25A003	02-Jan-25	0.500 L	03-Jan-25 16:00	1
PFTTrDA	72629-94-8	ND		B25A003	02-Jan-25	0.500 L	03-Jan-25 16:00	1
PFDoS	79780-39-5	ND		B25A003	02-Jan-25	0.500 L	03-Jan-25 16:00	1
PFTeDA	376-06-7	ND		B25A003	02-Jan-25	0.500 L	03-Jan-25 16:00	1
EtFOSA	4151-50-2	ND		B25A003	02-Jan-25	0.500 L	03-Jan-25 16:00	1

Sample ID: Method Blank							EPA Method 1633					
Client Data				Laboratory Data								
Name:	Hazen & Sawyer		Matrix:	Aqueous			Lab Sample:	B25A003-BLK1		Column:	BEH C18	
Project:	Paseo Real WRF											
Analyte		Conc. (ng/L)	RL	Qualifiers	Batch	Extracted	Samp Size	Analyzed	Dilution			
MeFOSE	24448-09-7	ND	16.0		B25A003	02-Jan-25	0.500 L	03-Jan-25 16:00	1			
EtFOSE	1691-99-2	ND	16.0		B25A003	02-Jan-25	0.500 L	03-Jan-25 16:00	1			
Labeled Standards	Type	% Recovery	Limits	Qualifiers	Batch	Extracted	Samp Size	Analyzed	Dilution			
13C4-PFBA	IS	90.1	10 - 130		B25A003	02-Jan-25	0.500 L	03-Jan-25 16:00	1			
13C5-PFPeA	IS	86.2	40 - 130		B25A003	02-Jan-25	0.500 L	03-Jan-25 16:00	1			
13C2-4:2 FTS	IS	99.8	40 - 200		B25A003	02-Jan-25	0.500 L	03-Jan-25 16:00	1			
13C3-PFBS	IS	102	40 - 135		B25A003	02-Jan-25	0.500 L	03-Jan-25 16:00	1			
13C5-PFHxA	IS	98.1	40 - 130		B25A003	02-Jan-25	0.500 L	03-Jan-25 16:00	1			
13C4-PFHpA	IS	84.1	40 - 130		B25A003	02-Jan-25	0.500 L	03-Jan-25 16:00	1			
13C3-HFPO-DA	IS	83.7	40 - 130		B25A003	02-Jan-25	0.500 L	03-Jan-25 16:00	1			
13C2-6:2 FTS	IS	101	40 - 200		B25A003	02-Jan-25	0.500 L	03-Jan-25 16:00	1			
13C8-PFOA	IS	94.7	40 - 130		B25A003	02-Jan-25	0.500 L	03-Jan-25 16:00	1			
13C3-PFHxS	IS	97.3	40 - 130		B25A003	02-Jan-25	0.500 L	03-Jan-25 16:00	1			
13C9-PFNA	IS	89.0	40 - 130		B25A003	02-Jan-25	0.500 L	03-Jan-25 16:00	1			
13C2-8:2 FTS	IS	101	40 - 300		B25A003	02-Jan-25	0.500 L	03-Jan-25 16:00	1			
13C6-PFDA	IS	83.1	40 - 130		B25A003	02-Jan-25	0.500 L	03-Jan-25 16:00	1			
d3-MeFOSAA	IS	94.0	40 - 170		B25A003	02-Jan-25	0.500 L	03-Jan-25 16:00	1			
13C8-PFOS	IS	88.5	40 - 130		B25A003	02-Jan-25	0.500 L	03-Jan-25 16:00	1			
d5-EtFOSAA	IS	86.7	25 - 135		B25A003	02-Jan-25	0.500 L	03-Jan-25 16:00	1			
13C7-PFUnA	IS	79.2	30 - 130		B25A003	02-Jan-25	0.500 L	03-Jan-25 16:00	1			
13C8-PFOSA	IS	61.3	40 - 130		B25A003	02-Jan-25	0.500 L	03-Jan-25 16:00	1			
13C2-PFD _o A	IS	69.1	10 - 130		B25A003	02-Jan-25	0.500 L	03-Jan-25 16:00	1			
13C2-PFTeDA	IS	73.6	10 - 130		B25A003	02-Jan-25	0.500 L	03-Jan-25 16:00	1			
d7-MeFOSE	IS	50.4	10 - 130		B25A003	02-Jan-25	0.500 L	03-Jan-25 16:00	1			
d3-MeFOSA	IS	41.6	10 - 130		B25A003	02-Jan-25	0.500 L	03-Jan-25 16:00	1			
d9-EtFOSE	IS	48.3	10 - 130		B25A003	02-Jan-25	0.500 L	03-Jan-25 16:00	1			
d5-EtFOSA	IS	47.2	10 - 130		B25A003	02-Jan-25	0.500 L	03-Jan-25 16:00	1			

RL - Reporting limit

Results reported to RL.

Sample ID: LCSD
EPA Method 1633

Name:	Hazen & Sawyer	Lab Sample:	B25A003-BS1/B25A003-BSD1	Date Extracted:	02-Jan-25
Project:	Paseo Real WRF	QC Batch:	B25A003	Column:	BEH C18
Matrix:	Aqueous	Samp Size:	0.500/0.500 L		

Analyte	CAS Number	LCS (ng/L)	LCS Spike	LCS % Rec	LCS Quals	LCSD (ng/L)	LCSD Spike	LCSD % Rec	RPD	LCSD Quals	%Rec Limits	RPD Limits	LCS Analyzed	LCS Dil	LCSD Analyzed	LCSD Dil
PFBA	375-22-4	22.0	20.0	110		21.9	20.0	110	0.310		70-140	30	03-Jan-25 16:13	1	03-Jan-25 16:40	1
PFMPA	377-73-1	9.78	10.0	97.8		10.1	10.0	101	3.42		55-140	30	03-Jan-25 16:13	1	03-Jan-25 16:40	1
3:3 FTCA	356-02-5	23.1	25.0	92.4		22.3	25.0	89.3	3.47		65-130	30	03-Jan-25 16:13	1	03-Jan-25 16:40	1
PFPeA	2706-90-3	10.5	10.0	105		10.9	10.0	109	3.62		65-135	30	03-Jan-25 16:13	1	03-Jan-25 16:40	1
PFMBA	863090-89-5	9.76	10.0	97.6		9.73	10.0	97.3	0.277		60-150	30	03-Jan-25 16:13	1	03-Jan-25 16:40	1
PFBS	375-73-5	4.15	4.44	93.6		4.57	4.44	103	9.52		60-145	30	03-Jan-25 16:13	1	03-Jan-25 16:40	1
4:2 FTS	757124-72-4	20.7	18.8	110		21.9	18.8	117	5.49		70-145	30	03-Jan-25 16:13	1	03-Jan-25 16:40	1
PFHxA	307-24-4	4.35	5.00	87.0		4.54	5.00	90.8	4.30		70-145	30	03-Jan-25 16:13	1	03-Jan-25 16:40	1
PFEESA	113507-82-7	7.76	8.88	87.4		7.95	8.88	89.5	2.39		70-140	30	03-Jan-25 16:13	1	03-Jan-25 16:40	1
PFPeS	2706-91-4	4.69	4.72	99.3		4.59	4.72	97.3	2.03		65-140	30	03-Jan-25 16:13	1	03-Jan-25 16:40	1
HFPO-DA	13252-13-6	21.1	21.2	99.8		20.7	21.2	97.7	2.12		70-140	30	03-Jan-25 16:13	1	03-Jan-25 16:40	1
NFDHA	151772-58-6	8.71	10.0	87.1		9.20	10.0	92.0	5.47		50-150	30	03-Jan-25 16:13	1	03-Jan-25 16:40	1
5:3 FTCA	914637-49-3	88.8	125	71.1		96.9	125	77.6	8.73		70-135	30	03-Jan-25 16:13	1	03-Jan-25 16:40	1
PFHpA	375-85-9	5.14	5.00	103		5.46	5.00	109	5.92		70-150	30	03-Jan-25 16:13	1	03-Jan-25 16:40	1
ADONA	919005-14-4	18.9	20.0	94.5		19.2	20.0	95.8	1.33		65-145	30	03-Jan-25 16:13	1	03-Jan-25 16:40	1
PFHxS	355-46-4	4.61	4.56	101		4.32	4.56	94.7	6.63		65-145	30	03-Jan-25 16:13	1	03-Jan-25 16:40	1
6:2 FTS	27619-97-2	21.5	19.0	113		21.6	19.0	114	0.181		65-155	30	03-Jan-25 16:13	1	03-Jan-25 16:40	1
PFOA	335-67-1	5.67	5.00	113		5.47	5.00	109	3.57		70-150	30	03-Jan-25 16:13	1	03-Jan-25 16:40	1
PFHpS	375-92-8	5.11	4.76	107		5.24	4.76	110	2.49		70-150	30	03-Jan-25 16:13	1	03-Jan-25 16:40	1
7:3 FTCA	812-70-4	81.9	125	65.6		86.6	125	69.4	5.65		50-145	30	03-Jan-25 16:13	1	03-Jan-25 16:40	1
PFNA	375-95-1	6.15	5.00	123		5.96	5.00	119	3.25		70-150	30	03-Jan-25 16:13	1	03-Jan-25 16:40	1
PFOSA	754-91-6	5.49	5.00	110		5.34	5.00	107	2.77		70-145	30	03-Jan-25 16:13	1	03-Jan-25 16:40	1
PFOS	1763-23-1	4.91	4.64	106		4.78	4.64	103	2.81		55-150	30	03-Jan-25 16:13	1	03-Jan-25 16:40	1
9Cl-PF3ONS	756426-58-1	19.9	19.8	101		20.9	19.8	105	4.56		70-155	30	03-Jan-25 16:13	1	03-Jan-25 16:40	1
PFDA	335-76-2	5.16	5.00	103		5.29	5.00	106	2.51		70-140	30	03-Jan-25 16:13	1	03-Jan-25 16:40	1
8:2 FTS	39108-34-4	20.0	19.2	104		19.9	19.2	104	0.525		60-150	30	03-Jan-25 16:13	1	03-Jan-25 16:40	1
PFNS	68259-12-1	5.14	4.80	107		5.23	4.80	109	1.75		65-145	30	03-Jan-25 16:13	1	03-Jan-25 16:40	1
MeFOSAA	2355-31-9	4.58	5.00	91.6		4.44	5.00	88.7	3.13		50-140	30	03-Jan-25 16:13	1	03-Jan-25 16:40	1
EtFOSAA	2991-50-6	5.24	5.00	105		5.03	5.00	101	4.07		70-145	30	03-Jan-25 16:13	1	03-Jan-25 16:40	1
PFUnA	2058-94-8	5.55	5.00	111		5.32	5.00	106	4.21		70-145	30	03-Jan-25 16:13	1	03-Jan-25 16:40	1
PFDS	335-77-3	5.22	4.84	108		5.32	4.84	110	1.84		60-145	30	03-Jan-25 16:13	1	03-Jan-25 16:40	1
11Cl-PF3OUdS	763051-92-9	18.5	20.0	92.7		19.6	20.0	98.0	5.53		55-160	30	03-Jan-25 16:13	1	03-Jan-25 16:40	1
PFDoA	307-55-1	5.29	5.00	106		4.97	5.00	99.3	6.37		70-140	30	03-Jan-25 16:13	1	03-Jan-25 16:40	1

Sample ID: LCSD
EPA Method 1633

Name:	Hazen & Sawyer	Lab Sample:	B25A003-BS1/B25A003-BSD1	Date Extracted:	02-Jan-25
Project:	Paseo Real WRF	QC Batch:	B25A003	Column:	BEH C18
Matrix:	Aqueous	Samp Size:	0.500/0.500 L		

Analyte	CAS Number	LCS (ng/L)	LCS Spike	LCS % Rec	LCS Quals	LCSD (ng/L)	LCSD Spike	LCSD % Rec	RPD	LCSD Quals	%Rec Limits	RPD Limits	LCS Analyzed	LCS Dil	LCSD Analyzed	LCSD Dil
MeFOSA	31506-32-8	5.03	5.00	101		5.09	5.00	102	1.23		60-150	30	03-Jan-25 16:13	1	03-Jan-25 16:40	1
PFTTrDA	72629-94-8	5.21	5.00	104		5.24	5.00	105	0.536		65-140	30	03-Jan-25 16:13	1	03-Jan-25 16:40	1
PFDoS	79780-39-5	5.09	4.84	105		5.16	4.84	107	1.40		50-145	30	03-Jan-25 16:13	1	03-Jan-25 16:40	1
PFTeDA	376-06-7	4.88	5.00	97.6		5.09	5.00	102	4.13		60-140	30	03-Jan-25 16:13	1	03-Jan-25 16:40	1
EtFOSA	4151-50-2	4.95	5.00	98.9		4.84	5.00	96.8	2.17		65-145	30	03-Jan-25 16:13	1	03-Jan-25 16:40	1
MeFOSE	24448-09-7	52.6	50.0	105		51.6	50.0	103	1.94		70-145	30	03-Jan-25 16:13	1	03-Jan-25 16:40	1
EtFOSE	1691-99-2	51.4	50.0	103		51.4	50.0	103	0.0448		70-135	30	03-Jan-25 16:13	1	03-Jan-25 16:40	1

Labeled Standards	Type	LCS % Rec	LCS Quals	LCSD % Rec	LCSD Quals	Limits	LCS Analyzed	LCS Dil	LCSD Analyzed	LCSD Dil
13C4-PFBA	IS	90.2		89.0		10 - 130	03-Jan-25 16:13	1	03-Jan-25 16:40	1
13C5-PFPeA	IS	86.3		90.3		40 - 130	03-Jan-25 16:13	1	03-Jan-25 16:40	1
13C2-4:2 FTS	IS	99.7		96.8		40 - 200	03-Jan-25 16:13	1	03-Jan-25 16:40	1
13C3-PFBS	IS	102		89.7		40 - 135	03-Jan-25 16:13	1	03-Jan-25 16:40	1
13C5-PFHxA	IS	102		103		40 - 130	03-Jan-25 16:13	1	03-Jan-25 16:40	1
13C4-PFHpA	IS	86.7		85.5		40 - 130	03-Jan-25 16:13	1	03-Jan-25 16:40	1
13C3-HFPO-DA	IS	84.8		89.2		40 - 130	03-Jan-25 16:13	1	03-Jan-25 16:40	1
13C2-6:2 FTS	IS	98.6		95.7		40 - 200	03-Jan-25 16:13	1	03-Jan-25 16:40	1
13C8-PFOA	IS	92.7		94.0		40 - 130	03-Jan-25 16:13	1	03-Jan-25 16:40	1
13C3-PFHxS	IS	95.0		93.2		40 - 130	03-Jan-25 16:13	1	03-Jan-25 16:40	1
13C9-PFNA	IS	86.7		89.7		40 - 130	03-Jan-25 16:13	1	03-Jan-25 16:40	1
13C2-8:2 FTS	IS	108		103		40 - 300	03-Jan-25 16:13	1	03-Jan-25 16:40	1
13C6-PFDA	IS	91.7		86.3		40 - 130	03-Jan-25 16:13	1	03-Jan-25 16:40	1
d3-MeFOSAA	IS	100		116		40 - 170	03-Jan-25 16:13	1	03-Jan-25 16:40	1
13C8-PFOS	IS	88.9		90.6		40 - 130	03-Jan-25 16:13	1	03-Jan-25 16:40	1
d5-EtFOSAA	IS	91.5		100		25 - 135	03-Jan-25 16:13	1	03-Jan-25 16:40	1
13C7-PFUnA	IS	87.2		77.6		30 - 130	03-Jan-25 16:13	1	03-Jan-25 16:40	1
13C8-PFOSA	IS	61.8		65.2		40 - 130	03-Jan-25 16:13	1	03-Jan-25 16:40	1
13C2-PFDoA	IS	79.1		73.1		10 - 130	03-Jan-25 16:13	1	03-Jan-25 16:40	1
13C2-PFTeDA	IS	82.2		75.7		10 - 130	03-Jan-25 16:13	1	03-Jan-25 16:40	1
d7-MeFOSE	IS	49.7		54.0		10 - 130	03-Jan-25 16:13	1	03-Jan-25 16:40	1
d3-MeFOSA	IS	41.5		45.7		10 - 130	03-Jan-25 16:13	1	03-Jan-25 16:40	1
d9-EtFOSE	IS	49.6		53.1		10 - 130	03-Jan-25 16:13	1	03-Jan-25 16:40	1
d5-EtFOSA	IS	44.7		49.8		10 - 130	03-Jan-25 16:13	1	03-Jan-25 16:40	1

Sample ID: OPR
EPA Method 1633

Client Data					Laboratory Data						
Name:	Hazen & Sawyer		Matrix:	Aqueous	Lab Sample:	B25A003-BS2	Column:	BEH C18			
Project:	Paseo Real WRF										
Analyte	CAS Number	Amt Found (ng/L)	Spike Amt	% Rec	Limits	Qualifiers	Batch	Extracted	Samp Size	Analyzed	Dilution
PFBA	375-22-4	14.4	12.8	112	70 - 140		B25A003	02-Jan-25	0.500 L	03-Jan-25 16:27	1
PFMPA	377-73-1	6.79	6.40	106	55 - 140		B25A003	02-Jan-25	0.500 L	03-Jan-25 16:27	1
3:3 FTCA	356-02-5	15.9	16.0	99.3	65 - 130		B25A003	02-Jan-25	0.500 L	03-Jan-25 16:27	1
PFPeA	2706-90-3	7.08	6.40	111	65 - 135		B25A003	02-Jan-25	0.500 L	03-Jan-25 16:27	1
PFMBA	863090-89-5	6.57	6.40	103	60 - 150		B25A003	02-Jan-25	0.500 L	03-Jan-25 16:27	1
PFBS	375-73-5	3.11	2.84	110	60 - 145		B25A003	02-Jan-25	0.500 L	03-Jan-25 16:27	1
4:2 FTS	757124-72-4	14.2	12.0	118	70 - 145		B25A003	02-Jan-25	0.500 L	03-Jan-25 16:27	1
PFHxA	307-24-4	3.12	3.20	97.4	70 - 145		B25A003	02-Jan-25	0.500 L	03-Jan-25 16:27	1
PFEESA	113507-82-7	5.49	5.68	96.6	70 - 140		B25A003	02-Jan-25	0.500 L	03-Jan-25 16:27	1
PFPeS	2706-91-4	3.24	3.01	108	65 - 140		B25A003	02-Jan-25	0.500 L	03-Jan-25 16:27	1
HFPO-DA	13252-13-6	12.6	12.8	98.7	70 - 140		B25A003	02-Jan-25	0.500 L	03-Jan-25 16:27	1
NFDHA	151772-58-6	5.62	6.40	87.8	50 - 150		B25A003	02-Jan-25	0.500 L	03-Jan-25 16:27	1
5:3 FTCA	914637-49-3	64.5	80.0	80.6	70 - 135		B25A003	02-Jan-25	0.500 L	03-Jan-25 16:27	1
PFHpA	375-85-9	3.76	3.20	118	70 - 150		B25A003	02-Jan-25	0.500 L	03-Jan-25 16:27	1
ADONA	919005-14-4	11.8	12.1	97.7	65 - 145		B25A003	02-Jan-25	0.500 L	03-Jan-25 16:27	1
PFHxS	355-46-4	3.03	2.92	104	65 - 145		B25A003	02-Jan-25	0.500 L	03-Jan-25 16:27	1
6:2 FTS	27619-97-2	14.3	12.2	118	65 - 155		B25A003	02-Jan-25	0.500 L	03-Jan-25 16:27	1
PFOA	335-67-1	3.95	3.20	124	70 - 150		B25A003	02-Jan-25	0.500 L	03-Jan-25 16:27	1
PFHpS	375-92-8	3.27	3.05	107	70 - 150		B25A003	02-Jan-25	0.500 L	03-Jan-25 16:27	1
7:3 FTCA	812-70-4	58.0	80.0	72.5	50 - 145		B25A003	02-Jan-25	0.500 L	03-Jan-25 16:27	1
PFNA	375-95-1	4.08	3.20	127	70 - 150		B25A003	02-Jan-25	0.500 L	03-Jan-25 16:27	1
PFOSA	754-91-6	3.78	3.20	118	70 - 145		B25A003	02-Jan-25	0.500 L	03-Jan-25 16:27	1
PFOS	1763-23-1	3.65	2.97	123	55 - 150		B25A003	02-Jan-25	0.500 L	03-Jan-25 16:27	1
9Cl-PF3ONS	756426-58-1	12.1	12.0	101	70 - 155		B25A003	02-Jan-25	0.500 L	03-Jan-25 16:27	1
PFDA	335-76-2	3.57	3.20	111	70 - 140		B25A003	02-Jan-25	0.500 L	03-Jan-25 16:27	1
8:2 FTS	39108-34-4	14.1	12.3	115	60 - 150		B25A003	02-Jan-25	0.500 L	03-Jan-25 16:27	1
PFNS	68259-12-1	3.61	3.08	117	65 - 145		B25A003	02-Jan-25	0.500 L	03-Jan-25 16:27	1
MeFOSAA	2355-31-9	3.46	3.20	108	50 - 140		B25A003	02-Jan-25	0.500 L	03-Jan-25 16:27	1
EtFOSAA	2991-50-6	3.93	3.20	123	70 - 145		B25A003	02-Jan-25	0.500 L	03-Jan-25 16:27	1
PFUnA	2058-94-8	3.76	3.20	117	70 - 145		B25A003	02-Jan-25	0.500 L	03-Jan-25 16:27	1
PFDS	335-77-3	3.47	3.09	112	60 - 145		B25A003	02-Jan-25	0.500 L	03-Jan-25 16:27	1
11Cl-PF3OUdS	763051-92-9	11.5	12.1	95.4	55 - 160		B25A003	02-Jan-25	0.500 L	03-Jan-25 16:27	1
PFDoA	307-55-1	3.46	3.20	108	70 - 140		B25A003	02-Jan-25	0.500 L	03-Jan-25 16:27	1
MeFOSA	31506-32-8	3.68	3.20	115	60 - 150		B25A003	02-Jan-25	0.500 L	03-Jan-25 16:27	1

Sample ID: OPR
EPA Method 1633

Client Data					Laboratory Data						
Name:	Hazen & Sawyer		Matrix:	Aqueous	Lab Sample:	B25A003-BS2	Column:	BEH C18			
Project:	Paseo Real WRF										

Analyte	CAS Number	Amt Found (ng/L)	Spike Amt	% Rec	Limits	Qualifiers	Batch	Extracted	Samp Size	Analyzed	Dilution
PFTrDA	72629-94-8	3.46	3.20	108	65 - 140		B25A003	02-Jan-25	0.500 L	03-Jan-25 16:27	1
PFDoS	79780-39-5	3.33	3.10	107	50 - 145		B25A003	02-Jan-25	0.500 L	03-Jan-25 16:27	1
PFTeDA	376-06-7	3.21	3.20	100	60 - 140		B25A003	02-Jan-25	0.500 L	03-Jan-25 16:27	1
EtFOSA	4151-50-2	2.95	3.20	92.3	65 - 145		B25A003	02-Jan-25	0.500 L	03-Jan-25 16:27	1
MeFOSE	24448-09-7	34.6	32.0	108	70 - 145		B25A003	02-Jan-25	0.500 L	03-Jan-25 16:27	1
EtFOSE	1691-99-2	34.3	32.0	107	70 - 135		B25A003	02-Jan-25	0.500 L	03-Jan-25 16:27	1

Labeled Standards	Type	% Rec	Limits	Qualifiers	Batch	Extracted	Samp Size	Analyzed	Dilution
13C4-PFBA	IS	88.6	10 - 130		B25A003	02-Jan-25	0.500 L	03-Jan-25 16:27	1
13C5-PFPeA	IS	89.6	40 - 130		B25A003	02-Jan-25	0.500 L	03-Jan-25 16:27	1
13C2-4:2 FTS	IS	95.6	40 - 200		B25A003	02-Jan-25	0.500 L	03-Jan-25 16:27	1
13C3-PFBS	IS	91.3	40 - 135		B25A003	02-Jan-25	0.500 L	03-Jan-25 16:27	1
13C5-PFHxA	IS	101	40 - 130		B25A003	02-Jan-25	0.500 L	03-Jan-25 16:27	1
13C4-PFHpA	IS	87.0	40 - 130		B25A003	02-Jan-25	0.500 L	03-Jan-25 16:27	1
13C3-HFPO-DA	IS	90.5	40 - 130		B25A003	02-Jan-25	0.500 L	03-Jan-25 16:27	1
13C2-6:2 FTS	IS	95.0	40 - 200		B25A003	02-Jan-25	0.500 L	03-Jan-25 16:27	1
13C8-PFOA	IS	86.1	40 - 130		B25A003	02-Jan-25	0.500 L	03-Jan-25 16:27	1
13C3-PFHxS	IS	91.8	40 - 130		B25A003	02-Jan-25	0.500 L	03-Jan-25 16:27	1
13C9-PFNA	IS	83.1	40 - 130		B25A003	02-Jan-25	0.500 L	03-Jan-25 16:27	1
13C2-8:2 FTS	IS	99.7	40 - 300		B25A003	02-Jan-25	0.500 L	03-Jan-25 16:27	1
13C6-PFDA	IS	85.4	40 - 130		B25A003	02-Jan-25	0.500 L	03-Jan-25 16:27	1
d3-MeFOSAA	IS	93.8	40 - 170		B25A003	02-Jan-25	0.500 L	03-Jan-25 16:27	1
13C8-PFOS	IS	86.5	40 - 130		B25A003	02-Jan-25	0.500 L	03-Jan-25 16:27	1
d5-EtFOSAA	IS	85.6	25 - 135		B25A003	02-Jan-25	0.500 L	03-Jan-25 16:27	1
13C7-PFUnA	IS	82.3	30 - 130		B25A003	02-Jan-25	0.500 L	03-Jan-25 16:27	1
13C8-PFOA	IS	58.5	40 - 130		B25A003	02-Jan-25	0.500 L	03-Jan-25 16:27	1
13C2-PFDoA	IS	75.1	10 - 130		B25A003	02-Jan-25	0.500 L	03-Jan-25 16:27	1
13C2-PFTeDA	IS	77.3	10 - 130		B25A003	02-Jan-25	0.500 L	03-Jan-25 16:27	1
d7-MeFOSE	IS	47.5	10 - 130		B25A003	02-Jan-25	0.500 L	03-Jan-25 16:27	1
d3-MeFOA	IS	38.9	10 - 130		B25A003	02-Jan-25	0.500 L	03-Jan-25 16:27	1
d9-EtFOSE	IS	45.9	10 - 130		B25A003	02-Jan-25	0.500 L	03-Jan-25 16:27	1
d5-EtFOA	IS	45.8	10 - 130		B25A003	02-Jan-25	0.500 L	03-Jan-25 16:27	1

Sample ID: MW-3

EPA Method 1633

Client Data				Laboratory Data			
Name:	Hazen & Sawyer	Matrix:	Aqueous	Lab Sample:	2412178-01	Column:	BEH C18
Project:	Paseo Real WRF	Date Collected:	19-Dec-24 12:43	Date Received:	30-Dec-24 09:40		

Analyte	CAS Number	Conc. (ng/L)	RL	Qualifiers	Batch	Extracted	Samp Size	Analyzed	Dilution
PFBA	375-22-4	ND	6.50		B25A003	02-Jan-25	0.492 L	03-Jan-25 17:07	1
PFMPA	377-73-1	ND	3.25		B25A003	02-Jan-25	0.492 L	03-Jan-25 17:07	1
3:3 FTCA	356-02-5	ND	8.13		B25A003	02-Jan-25	0.492 L	03-Jan-25 17:07	1
PFPeA	2706-90-3	ND	3.25		B25A003	02-Jan-25	0.492 L	03-Jan-25 17:07	1
PFMBA	863090-89-5	ND	3.25		B25A003	02-Jan-25	0.492 L	03-Jan-25 17:07	1
PFBS	375-73-5	ND	1.44		B25A003	02-Jan-25	0.492 L	03-Jan-25 17:07	1
4:2 FTS	757124-72-4	ND	6.10		B25A003	02-Jan-25	0.492 L	03-Jan-25 17:07	1
PFHxA	307-24-4	ND	1.63		B25A003	02-Jan-25	0.492 L	03-Jan-25 17:07	1
PFEESA	113507-82-7	ND	2.90		B25A003	02-Jan-25	0.492 L	03-Jan-25 17:07	1
PFPeS	2706-91-4	ND	1.52		B25A003	02-Jan-25	0.492 L	03-Jan-25 17:07	1
HFPO-DA	13252-13-6	ND	6.79		B25A003	02-Jan-25	0.492 L	03-Jan-25 17:07	1
NFDHA	151772-58-6	ND	3.25		B25A003	02-Jan-25	0.492 L	03-Jan-25 17:07	1
5:3 FTCA	914637-49-3	ND	40.6		B25A003	02-Jan-25	0.492 L	03-Jan-25 17:07	1
PFHpA	375-85-9	ND	1.63		B25A003	02-Jan-25	0.492 L	03-Jan-25 17:07	1
ADONA	919005-14-4	ND	6.42		B25A003	02-Jan-25	0.492 L	03-Jan-25 17:07	1
PFHxS	355-46-4	ND	1.48		B25A003	02-Jan-25	0.492 L	03-Jan-25 17:07	1
6:2 FTS	27619-97-2	ND	6.17		B25A003	02-Jan-25	0.492 L	03-Jan-25 17:07	1
PFOA	335-67-1	ND	2.03		B25A003	02-Jan-25	0.492 L	03-Jan-25 17:07	1
PFHpS	375-92-8	ND	1.54		B25A003	02-Jan-25	0.492 L	03-Jan-25 17:07	1
7:3 FTCA	812-70-4	ND	40.6		B25A003	02-Jan-25	0.492 L	03-Jan-25 17:07	1
PFNA	375-95-1	ND	1.63		B25A003	02-Jan-25	0.492 L	03-Jan-25 17:07	1
PFOSA	754-91-6	ND	1.63		B25A003	02-Jan-25	0.492 L	03-Jan-25 17:07	1
PFOS	1763-23-1	ND	1.51		B25A003	02-Jan-25	0.492 L	03-Jan-25 17:07	1
9Cl-PF3ONS	756426-58-1	ND	6.34		B25A003	02-Jan-25	0.492 L	03-Jan-25 17:07	1
PFDA	335-76-2	ND	1.63		B25A003	02-Jan-25	0.492 L	03-Jan-25 17:07	1
8:2 FTS	39108-34-4	ND	6.24		B25A003	02-Jan-25	0.492 L	03-Jan-25 17:07	1
PFNS	68259-12-1	ND	1.56		B25A003	02-Jan-25	0.492 L	03-Jan-25 17:07	1
MeFOSAA	2355-31-9	ND	1.63		B25A003	02-Jan-25	0.492 L	03-Jan-25 17:07	1
EtFOSAA	2991-50-6	ND	1.63		B25A003	02-Jan-25	0.492 L	03-Jan-25 17:07	1
PFUnA	2058-94-8	ND	1.63		B25A003	02-Jan-25	0.492 L	03-Jan-25 17:07	1
PFDS	335-77-3	ND	1.56		B25A003	02-Jan-25	0.492 L	03-Jan-25 17:07	1
11Cl-PF3OUdS	763051-92-9	ND	6.10		B25A003	02-Jan-25	0.492 L	03-Jan-25 17:07	1
PFDoA	307-55-1	ND	1.63		B25A003	02-Jan-25	0.492 L	03-Jan-25 17:07	1
MeFOSA	31506-32-8	ND	1.63		B25A003	02-Jan-25	0.492 L	03-Jan-25 17:07	1
PFTTrDA	72629-94-8	ND	1.63		B25A003	02-Jan-25	0.492 L	03-Jan-25 17:07	1
PFDoS	79780-39-5	ND	1.57		B25A003	02-Jan-25	0.492 L	03-Jan-25 17:07	1
PFTeDA	376-06-7	ND	1.63		B25A003	02-Jan-25	0.492 L	03-Jan-25 17:07	1

Sample ID: MW-3 **EPA Method 1633**

Client Data				Laboratory Data			
Name:	Hazen & Sawyer	Matrix:	Aqueous	Lab Sample:	2412178-01	Column:	BEH C18
Project:	Paseo Real WRF	Date Collected:	19-Dec-24 12:43	Date Received:	30-Dec-24 09:40		

Analyte	CAS Number	Conc. (ng/L)	RL	Qualifiers	Batch	Extracted	Samp Size	Analyzed	Dilution
EtFOSA	4151-50-2	ND	1.63		B25A003	02-Jan-25	0.492 L	03-Jan-25 17:07	1
MeFOSE	24448-09-7	ND	16.3		B25A003	02-Jan-25	0.492 L	03-Jan-25 17:07	1
EtFOSE	1691-99-2	ND	16.3		B25A003	02-Jan-25	0.492 L	03-Jan-25 17:07	1
Labeled Standards	Type	% Recovery	Limits	Qualifiers	Batch	Extracted	Samp Size	Analyzed	Dilution
13C4-PFBA	IS	86.9	10 - 130		B25A003	02-Jan-25	0.492 L	03-Jan-25 17:07	1
13C5-PFPeA	IS	81.5	40 - 130		B25A003	02-Jan-25	0.492 L	03-Jan-25 17:07	1
13C2-4:2 FTS	IS	95.7	40 - 200		B25A003	02-Jan-25	0.492 L	03-Jan-25 17:07	1
13C3-PFBS	IS	93.4	40 - 135		B25A003	02-Jan-25	0.492 L	03-Jan-25 17:07	1
13C5-PFHxA	IS	87.5	40 - 130		B25A003	02-Jan-25	0.492 L	03-Jan-25 17:07	1
13C4-PFHpA	IS	80.1	40 - 130		B25A003	02-Jan-25	0.492 L	03-Jan-25 17:07	1
13C3-HFPO-DA	IS	85.0	40 - 130		B25A003	02-Jan-25	0.492 L	03-Jan-25 17:07	1
13C2-6:2 FTS	IS	94.6	40 - 200		B25A003	02-Jan-25	0.492 L	03-Jan-25 17:07	1
13C8-PFOA	IS	89.8	40 - 130		B25A003	02-Jan-25	0.492 L	03-Jan-25 17:07	1
13C3-PFHxS	IS	94.2	40 - 130		B25A003	02-Jan-25	0.492 L	03-Jan-25 17:07	1
13C9-PFNA	IS	85.8	40 - 130		B25A003	02-Jan-25	0.492 L	03-Jan-25 17:07	1
13C2-8:2 FTS	IS	97.8	40 - 300		B25A003	02-Jan-25	0.492 L	03-Jan-25 17:07	1
13C6-PFDA	IS	86.3	40 - 130		B25A003	02-Jan-25	0.492 L	03-Jan-25 17:07	1
d3-MeFOSAA	IS	103	40 - 170		B25A003	02-Jan-25	0.492 L	03-Jan-25 17:07	1
13C8-PFOS	IS	86.7	40 - 130		B25A003	02-Jan-25	0.492 L	03-Jan-25 17:07	1
d5-EtFOSAA	IS	99.0	25 - 135		B25A003	02-Jan-25	0.492 L	03-Jan-25 17:07	1
13C7-PFUnA	IS	84.3	30 - 130		B25A003	02-Jan-25	0.492 L	03-Jan-25 17:07	1
13C8-PFOA	IS	74.4	40 - 130		B25A003	02-Jan-25	0.492 L	03-Jan-25 17:07	1
13C2-PFDoA	IS	68.3	10 - 130		B25A003	02-Jan-25	0.492 L	03-Jan-25 17:07	1
13C2-PFTeDA	IS	76.1	10 - 130		B25A003	02-Jan-25	0.492 L	03-Jan-25 17:07	1
d7-MeFOSE	IS	54.0	10 - 130		B25A003	02-Jan-25	0.492 L	03-Jan-25 17:07	1
d3-MeFOA	IS	41.5	10 - 130		B25A003	02-Jan-25	0.492 L	03-Jan-25 17:07	1
d9-EtFOSE	IS	51.4	10 - 130		B25A003	02-Jan-25	0.492 L	03-Jan-25 17:07	1
d5-EtFOA	IS	43.6	10 - 130		B25A003	02-Jan-25	0.492 L	03-Jan-25 17:07	1

RL - Reporting limit

Results reported to RL.

Sample ID: MW-2

EPA Method 1633

Client Data				Laboratory Data			
Name:	Hazen & Sawyer	Matrix:	Aqueous	Lab Sample:	2412178-02	Column:	BEH C18
Project:	Paseo Real WRF	Date Collected:	19-Dec-24 13:23	Date Received:	30-Dec-24 09:40		

Analyte	CAS Number	Conc. (ng/L)	RL	Qualifiers	Batch	Extracted	Samp Size	Analyzed	Dilution
PFBA	375-22-4	ND	6.44		B25A003	02-Jan-25	0.497 L	03-Jan-25 17:21	1
PFMPA	377-73-1	ND	3.22		B25A003	02-Jan-25	0.497 L	03-Jan-25 17:21	1
3:3 FTCA	356-02-5	ND	8.05		B25A003	02-Jan-25	0.497 L	03-Jan-25 17:21	1
PFPeA	2706-90-3	ND	3.22		B25A003	02-Jan-25	0.497 L	03-Jan-25 17:21	1
PFMBA	863090-89-5	ND	3.22		B25A003	02-Jan-25	0.497 L	03-Jan-25 17:21	1
PFBS	375-73-5	ND	1.43		B25A003	02-Jan-25	0.497 L	03-Jan-25 17:21	1
4:2 FTS	757124-72-4	ND	6.04		B25A003	02-Jan-25	0.497 L	03-Jan-25 17:21	1
PFHxA	307-24-4	ND	1.61		B25A003	02-Jan-25	0.497 L	03-Jan-25 17:21	1
PFEESA	113507-82-7	ND	2.87		B25A003	02-Jan-25	0.497 L	03-Jan-25 17:21	1
PFPeS	2706-91-4	ND	1.51		B25A003	02-Jan-25	0.497 L	03-Jan-25 17:21	1
HFPO-DA	13252-13-6	ND	6.72		B25A003	02-Jan-25	0.497 L	03-Jan-25 17:21	1
NFDHA	151772-58-6	ND	3.22		B25A003	02-Jan-25	0.497 L	03-Jan-25 17:21	1
5:3 FTCA	914637-49-3	ND	40.2		B25A003	02-Jan-25	0.497 L	03-Jan-25 17:21	1
PFHpA	375-85-9	ND	1.61		B25A003	02-Jan-25	0.497 L	03-Jan-25 17:21	1
ADONA	919005-14-4	ND	6.36		B25A003	02-Jan-25	0.497 L	03-Jan-25 17:21	1
PFHxS	355-46-4	ND	1.47		B25A003	02-Jan-25	0.497 L	03-Jan-25 17:21	1
6:2 FTS	27619-97-2	ND	6.11		B25A003	02-Jan-25	0.497 L	03-Jan-25 17:21	1
PFOA	335-67-1	ND	2.01		B25A003	02-Jan-25	0.497 L	03-Jan-25 17:21	1
PFHpS	375-92-8	ND	1.53		B25A003	02-Jan-25	0.497 L	03-Jan-25 17:21	1
7:3 FTCA	812-70-4	ND	40.2		B25A003	02-Jan-25	0.497 L	03-Jan-25 17:21	1
PFNA	375-95-1	ND	1.61		B25A003	02-Jan-25	0.497 L	03-Jan-25 17:21	1
PFOSA	754-91-6	ND	1.61		B25A003	02-Jan-25	0.497 L	03-Jan-25 17:21	1
PFOS	1763-23-1	ND	1.50		B25A003	02-Jan-25	0.497 L	03-Jan-25 17:21	1
9Cl-PF3ONS	756426-58-1	ND	6.28		B25A003	02-Jan-25	0.497 L	03-Jan-25 17:21	1
PFDA	335-76-2	ND	1.61		B25A003	02-Jan-25	0.497 L	03-Jan-25 17:21	1
8:2 FTS	39108-34-4	ND	6.18		B25A003	02-Jan-25	0.497 L	03-Jan-25 17:21	1
PFNS	68259-12-1	ND	1.55		B25A003	02-Jan-25	0.497 L	03-Jan-25 17:21	1
MeFOSAA	2355-31-9	ND	1.61		B25A003	02-Jan-25	0.497 L	03-Jan-25 17:21	1
EtFOSAA	2991-50-6	ND	1.61		B25A003	02-Jan-25	0.497 L	03-Jan-25 17:21	1
PFUnA	2058-94-8	ND	1.61		B25A003	02-Jan-25	0.497 L	03-Jan-25 17:21	1
PFDS	335-77-3	ND	1.55		B25A003	02-Jan-25	0.497 L	03-Jan-25 17:21	1
11Cl-PF3OUdS	763051-92-9	ND	6.04		B25A003	02-Jan-25	0.497 L	03-Jan-25 17:21	1
PFDoA	307-55-1	ND	1.61		B25A003	02-Jan-25	0.497 L	03-Jan-25 17:21	1
MeFOSA	31506-32-8	ND	1.61		B25A003	02-Jan-25	0.497 L	03-Jan-25 17:21	1
PFTTrDA	72629-94-8	ND	1.61		B25A003	02-Jan-25	0.497 L	03-Jan-25 17:21	1
PFDoS	79780-39-5	ND	1.56		B25A003	02-Jan-25	0.497 L	03-Jan-25 17:21	1
PFTeDA	376-06-7	ND	1.61		B25A003	02-Jan-25	0.497 L	03-Jan-25 17:21	1

Sample ID: MW-2 **EPA Method 1633**

Client Data				Laboratory Data			
Name:	Hazen & Sawyer	Matrix:	Aqueous	Lab Sample:	2412178-02	Column:	BEH C18
Project:	Paseo Real WRF	Date Collected:	19-Dec-24 13:23	Date Received:	30-Dec-24 09:40		

Analyte	CAS Number	Conc. (ng/L)	RL	Qualifiers	Batch	Extracted	Samp Size	Analyzed	Dilution
EtFOSA	4151-50-2	ND	1.61		B25A003	02-Jan-25	0.497 L	03-Jan-25 17:21	1
MeFOSE	24448-09-7	ND	16.1		B25A003	02-Jan-25	0.497 L	03-Jan-25 17:21	1
EtFOSE	1691-99-2	ND	16.1		B25A003	02-Jan-25	0.497 L	03-Jan-25 17:21	1
Labeled Standards	Type	% Recovery	Limits	Qualifiers	Batch	Extracted	Samp Size	Analyzed	Dilution
13C4-PFBA	IS	90.5	10 - 130		B25A003	02-Jan-25	0.497 L	03-Jan-25 17:21	1
13C5-PFPeA	IS	93.4	40 - 130		B25A003	02-Jan-25	0.497 L	03-Jan-25 17:21	1
13C2-4:2 FTS	IS	100	40 - 200		B25A003	02-Jan-25	0.497 L	03-Jan-25 17:21	1
13C3-PFBS	IS	90.4	40 - 135		B25A003	02-Jan-25	0.497 L	03-Jan-25 17:21	1
13C5-PFHxA	IS	105	40 - 130		B25A003	02-Jan-25	0.497 L	03-Jan-25 17:21	1
13C4-PFHpA	IS	94.4	40 - 130		B25A003	02-Jan-25	0.497 L	03-Jan-25 17:21	1
13C3-HFPO-DA	IS	93.8	40 - 130		B25A003	02-Jan-25	0.497 L	03-Jan-25 17:21	1
13C2-6:2 FTS	IS	97.0	40 - 200		B25A003	02-Jan-25	0.497 L	03-Jan-25 17:21	1
13C8-PFOA	IS	94.2	40 - 130		B25A003	02-Jan-25	0.497 L	03-Jan-25 17:21	1
13C3-PFHxS	IS	91.4	40 - 130		B25A003	02-Jan-25	0.497 L	03-Jan-25 17:21	1
13C9-PFNA	IS	84.4	40 - 130		B25A003	02-Jan-25	0.497 L	03-Jan-25 17:21	1
13C2-8:2 FTS	IS	101	40 - 300		B25A003	02-Jan-25	0.497 L	03-Jan-25 17:21	1
13C6-PFDA	IS	83.4	40 - 130		B25A003	02-Jan-25	0.497 L	03-Jan-25 17:21	1
d3-MeFOSAA	IS	106	40 - 170		B25A003	02-Jan-25	0.497 L	03-Jan-25 17:21	1
13C8-PFOS	IS	87.0	40 - 130		B25A003	02-Jan-25	0.497 L	03-Jan-25 17:21	1
d5-EtFOSAA	IS	105	25 - 135		B25A003	02-Jan-25	0.497 L	03-Jan-25 17:21	1
13C7-PFUnA	IS	86.6	30 - 130		B25A003	02-Jan-25	0.497 L	03-Jan-25 17:21	1
13C8-PFOA	IS	76.1	40 - 130		B25A003	02-Jan-25	0.497 L	03-Jan-25 17:21	1
13C2-PFDoA	IS	71.9	10 - 130		B25A003	02-Jan-25	0.497 L	03-Jan-25 17:21	1
13C2-PFTeDA	IS	76.1	10 - 130		B25A003	02-Jan-25	0.497 L	03-Jan-25 17:21	1
d7-MeFOSE	IS	52.9	10 - 130		B25A003	02-Jan-25	0.497 L	03-Jan-25 17:21	1
d3-MeFOA	IS	43.2	10 - 130		B25A003	02-Jan-25	0.497 L	03-Jan-25 17:21	1
d9-EtFOSE	IS	50.7	10 - 130		B25A003	02-Jan-25	0.497 L	03-Jan-25 17:21	1
d5-EtFOA	IS	46.8	10 - 130		B25A003	02-Jan-25	0.497 L	03-Jan-25 17:21	1

RL - Reporting limit

Results reported to RL.

Sample ID: MW-5

EPA Method 1633

Client Data				Laboratory Data			
Name:	Hazen & Sawyer	Matrix:	Aqueous	Lab Sample:	2412178-03	Column:	BEH C18
Project:	Paseo Real WRF	Date Collected:	19-Dec-24 13:57	Date Received:	30-Dec-24 09:40		

Analyte	CAS Number	Conc. (ng/L)	RL	Qualifiers	Batch	Extracted	Samp Size	Analyzed	Dilution
PFBA	375-22-4	ND	6.41		B25A003	02-Jan-25	0.500 L	03-Jan-25 17:34	1
PFMPA	377-73-1	ND	3.20		B25A003	02-Jan-25	0.500 L	03-Jan-25 17:34	1
3:3 FTCA	356-02-5	ND	8.01		B25A003	02-Jan-25	0.500 L	03-Jan-25 17:34	1
PFPeA	2706-90-3	ND	3.20		B25A003	02-Jan-25	0.500 L	03-Jan-25 17:34	1
PFMBA	863090-89-5	ND	3.20		B25A003	02-Jan-25	0.500 L	03-Jan-25 17:34	1
PFBS	375-73-5	ND	1.42		B25A003	02-Jan-25	0.500 L	03-Jan-25 17:34	1
4:2 FTS	757124-72-4	ND	6.01		B25A003	02-Jan-25	0.500 L	03-Jan-25 17:34	1
PFHxA	307-24-4	ND	1.60		B25A003	02-Jan-25	0.500 L	03-Jan-25 17:34	1
PFEESA	113507-82-7	ND	2.85		B25A003	02-Jan-25	0.500 L	03-Jan-25 17:34	1
PFPeS	2706-91-4	ND	1.50		B25A003	02-Jan-25	0.500 L	03-Jan-25 17:34	1
HFPO-DA	13252-13-6	ND	6.69		B25A003	02-Jan-25	0.500 L	03-Jan-25 17:34	1
NFDHA	151772-58-6	ND	3.20		B25A003	02-Jan-25	0.500 L	03-Jan-25 17:34	1
5:3 FTCA	914637-49-3	ND	40.0		B25A003	02-Jan-25	0.500 L	03-Jan-25 17:34	1
PFHpA	375-85-9	ND	1.60		B25A003	02-Jan-25	0.500 L	03-Jan-25 17:34	1
ADONA	919005-14-4	ND	6.33		B25A003	02-Jan-25	0.500 L	03-Jan-25 17:34	1
PFHxS	355-46-4	ND	1.46		B25A003	02-Jan-25	0.500 L	03-Jan-25 17:34	1
6:2 FTS	27619-97-2	ND	6.08		B25A003	02-Jan-25	0.500 L	03-Jan-25 17:34	1
PFOA	335-67-1	ND	2.00		B25A003	02-Jan-25	0.500 L	03-Jan-25 17:34	1
PFHpS	375-92-8	ND	1.52		B25A003	02-Jan-25	0.500 L	03-Jan-25 17:34	1
7:3 FTCA	812-70-4	ND	40.0		B25A003	02-Jan-25	0.500 L	03-Jan-25 17:34	1
PFNA	375-95-1	ND	1.60		B25A003	02-Jan-25	0.500 L	03-Jan-25 17:34	1
PFOSA	754-91-6	ND	1.60		B25A003	02-Jan-25	0.500 L	03-Jan-25 17:34	1
PFOS	1763-23-1	ND	1.49		B25A003	02-Jan-25	0.500 L	03-Jan-25 17:34	1
9Cl-PF3ONS	756426-58-1	ND	6.25		B25A003	02-Jan-25	0.500 L	03-Jan-25 17:34	1
PFDA	335-76-2	ND	1.60		B25A003	02-Jan-25	0.500 L	03-Jan-25 17:34	1
8:2 FTS	39108-34-4	ND	6.15		B25A003	02-Jan-25	0.500 L	03-Jan-25 17:34	1
PFNS	68259-12-1	ND	1.54		B25A003	02-Jan-25	0.500 L	03-Jan-25 17:34	1
MeFOSAA	2355-31-9	ND	1.60		B25A003	02-Jan-25	0.500 L	03-Jan-25 17:34	1
EtFOSAA	2991-50-6	ND	1.60		B25A003	02-Jan-25	0.500 L	03-Jan-25 17:34	1
PFUnA	2058-94-8	ND	1.60		B25A003	02-Jan-25	0.500 L	03-Jan-25 17:34	1
PFDS	335-77-3	ND	1.54		B25A003	02-Jan-25	0.500 L	03-Jan-25 17:34	1
11Cl-PF3OUdS	763051-92-9	ND	6.01		B25A003	02-Jan-25	0.500 L	03-Jan-25 17:34	1
PFDoA	307-55-1	ND	1.60		B25A003	02-Jan-25	0.500 L	03-Jan-25 17:34	1
MeFOSA	31506-32-8	ND	1.60		B25A003	02-Jan-25	0.500 L	03-Jan-25 17:34	1
PFTTrDA	72629-94-8	ND	1.60		B25A003	02-Jan-25	0.500 L	03-Jan-25 17:34	1
PFDoS	79780-39-5	ND	1.55		B25A003	02-Jan-25	0.500 L	03-Jan-25 17:34	1
PFTeDA	376-06-7	ND	1.60		B25A003	02-Jan-25	0.500 L	03-Jan-25 17:34	1

Sample ID: MW-5 **EPA Method 1633**

Client Data				Laboratory Data			
Name:	Hazen & Sawyer	Matrix:	Aqueous	Lab Sample:	2412178-03	Column:	BEH C18
Project:	Paseo Real WRF	Date Collected:	19-Dec-24 13:57	Date Received:	30-Dec-24 09:40		

Analyte	CAS Number	Conc. (ng/L)	RL	Qualifiers	Batch	Extracted	Samp Size	Analyzed	Dilution
EtFOSA	4151-50-2	ND	1.60		B25A003	02-Jan-25	0.500 L	03-Jan-25 17:34	1
MeFOSE	24448-09-7	ND	16.0		B25A003	02-Jan-25	0.500 L	03-Jan-25 17:34	1
EtFOSE	1691-99-2	ND	16.0		B25A003	02-Jan-25	0.500 L	03-Jan-25 17:34	1
Labeled Standards	Type	% Recovery	Limits	Qualifiers	Batch	Extracted	Samp Size	Analyzed	Dilution
13C4-PFBA	IS	89.9	10 - 130		B25A003	02-Jan-25	0.500 L	03-Jan-25 17:34	1
13C5-PFPeA	IS	86.1	40 - 130		B25A003	02-Jan-25	0.500 L	03-Jan-25 17:34	1
13C2-4:2 FTS	IS	97.6	40 - 200		B25A003	02-Jan-25	0.500 L	03-Jan-25 17:34	1
13C3-PFBS	IS	104	40 - 135		B25A003	02-Jan-25	0.500 L	03-Jan-25 17:34	1
13C5-PFHxA	IS	94.5	40 - 130		B25A003	02-Jan-25	0.500 L	03-Jan-25 17:34	1
13C4-PFHpA	IS	86.6	40 - 130		B25A003	02-Jan-25	0.500 L	03-Jan-25 17:34	1
13C3-HFPO-DA	IS	88.0	40 - 130		B25A003	02-Jan-25	0.500 L	03-Jan-25 17:34	1
13C2-6:2 FTS	IS	97.0	40 - 200		B25A003	02-Jan-25	0.500 L	03-Jan-25 17:34	1
13C8-PFOA	IS	93.4	40 - 130		B25A003	02-Jan-25	0.500 L	03-Jan-25 17:34	1
13C3-PFHxS	IS	95.2	40 - 130		B25A003	02-Jan-25	0.500 L	03-Jan-25 17:34	1
13C9-PFNA	IS	89.5	40 - 130		B25A003	02-Jan-25	0.500 L	03-Jan-25 17:34	1
13C2-8:2 FTS	IS	102	40 - 300		B25A003	02-Jan-25	0.500 L	03-Jan-25 17:34	1
13C6-PFDA	IS	80.1	40 - 130		B25A003	02-Jan-25	0.500 L	03-Jan-25 17:34	1
d3-MeFOSAA	IS	95.3	40 - 170		B25A003	02-Jan-25	0.500 L	03-Jan-25 17:34	1
13C8-PFOS	IS	85.0	40 - 130		B25A003	02-Jan-25	0.500 L	03-Jan-25 17:34	1
d5-EtFOSAA	IS	103	25 - 135		B25A003	02-Jan-25	0.500 L	03-Jan-25 17:34	1
13C7-PFUnA	IS	82.0	30 - 130		B25A003	02-Jan-25	0.500 L	03-Jan-25 17:34	1
13C8-PFOA	IS	76.1	40 - 130		B25A003	02-Jan-25	0.500 L	03-Jan-25 17:34	1
13C2-PFDoA	IS	69.9	10 - 130		B25A003	02-Jan-25	0.500 L	03-Jan-25 17:34	1
13C2-PFTeDA	IS	77.8	10 - 130		B25A003	02-Jan-25	0.500 L	03-Jan-25 17:34	1
d7-MeFOSE	IS	49.9	10 - 130		B25A003	02-Jan-25	0.500 L	03-Jan-25 17:34	1
d3-MeFOA	IS	43.3	10 - 130		B25A003	02-Jan-25	0.500 L	03-Jan-25 17:34	1
d9-EtFOSE	IS	50.1	10 - 130		B25A003	02-Jan-25	0.500 L	03-Jan-25 17:34	1
d5-EtFOA	IS	45.2	10 - 130		B25A003	02-Jan-25	0.500 L	03-Jan-25 17:34	1

RL - Reporting limit

Results reported to RL.

Sample ID: MW-7

EPA Method 1633

Client Data				Laboratory Data			
Name:	Hazen & Sawyer	Matrix:	Aqueous	Lab Sample:	2412178-04	Column:	BEH C18
Project:	Paseo Real WRF	Date Collected:	19-Dec-24 14:36	Date Received:	30-Dec-24 09:40		

Analyte	CAS Number	Conc. (ng/L)	RL	Qualifiers	Batch	Extracted	Samp Size	Analyzed	Dilution
PFBA	375-22-4	ND	6.45		B25A003	02-Jan-25	0.496 L	03-Jan-25 17:48	1
PFMPA	377-73-1	ND	3.23		B25A003	02-Jan-25	0.496 L	03-Jan-25 17:48	1
3:3 FTCA	356-02-5	ND	8.06		B25A003	02-Jan-25	0.496 L	03-Jan-25 17:48	1
PFPeA	2706-90-3	ND	3.23		B25A003	02-Jan-25	0.496 L	03-Jan-25 17:48	1
PFMBA	863090-89-5	ND	3.23		B25A003	02-Jan-25	0.496 L	03-Jan-25 17:48	1
PFBS	375-73-5	ND	1.43		B25A003	02-Jan-25	0.496 L	03-Jan-25 17:48	1
4:2 FTS	757124-72-4	ND	6.05		B25A003	02-Jan-25	0.496 L	03-Jan-25 17:48	1
PFHxA	307-24-4	ND	1.61		B25A003	02-Jan-25	0.496 L	03-Jan-25 17:48	1
PFEESA	113507-82-7	ND	2.87		B25A003	02-Jan-25	0.496 L	03-Jan-25 17:48	1
PFPeS	2706-91-4	ND	1.51		B25A003	02-Jan-25	0.496 L	03-Jan-25 17:48	1
HFPO-DA	13252-13-6	ND	6.73		B25A003	02-Jan-25	0.496 L	03-Jan-25 17:48	1
NFDHA	151772-58-6	ND	3.23		B25A003	02-Jan-25	0.496 L	03-Jan-25 17:48	1
5:3 FTCA	914637-49-3	ND	40.3		B25A003	02-Jan-25	0.496 L	03-Jan-25 17:48	1
PFHpA	375-85-9	ND	1.61		B25A003	02-Jan-25	0.496 L	03-Jan-25 17:48	1
ADONA	919005-14-4	ND	6.37		B25A003	02-Jan-25	0.496 L	03-Jan-25 17:48	1
PFHxS	355-46-4	ND	1.47		B25A003	02-Jan-25	0.496 L	03-Jan-25 17:48	1
6:2 FTS	27619-97-2	ND	6.12		B25A003	02-Jan-25	0.496 L	03-Jan-25 17:48	1
PFOA	335-67-1	ND	2.02		B25A003	02-Jan-25	0.496 L	03-Jan-25 17:48	1
PFHpS	375-92-8	ND	1.53		B25A003	02-Jan-25	0.496 L	03-Jan-25 17:48	1
7:3 FTCA	812-70-4	ND	40.3		B25A003	02-Jan-25	0.496 L	03-Jan-25 17:48	1
PFNA	375-95-1	ND	1.61		B25A003	02-Jan-25	0.496 L	03-Jan-25 17:48	1
PFOSA	754-91-6	ND	1.61		B25A003	02-Jan-25	0.496 L	03-Jan-25 17:48	1
PFOS	1763-23-1	ND	1.50		B25A003	02-Jan-25	0.496 L	03-Jan-25 17:48	1
9Cl-PF3ONS	756426-58-1	ND	6.29		B25A003	02-Jan-25	0.496 L	03-Jan-25 17:48	1
PFDA	335-76-2	ND	1.61		B25A003	02-Jan-25	0.496 L	03-Jan-25 17:48	1
8:2 FTS	39108-34-4	ND	6.19		B25A003	02-Jan-25	0.496 L	03-Jan-25 17:48	1
PFNS	68259-12-1	ND	1.55		B25A003	02-Jan-25	0.496 L	03-Jan-25 17:48	1
MeFOSAA	2355-31-9	ND	1.61		B25A003	02-Jan-25	0.496 L	03-Jan-25 17:48	1
EtFOSAA	2991-50-6	ND	1.61		B25A003	02-Jan-25	0.496 L	03-Jan-25 17:48	1
PFUnA	2058-94-8	ND	1.61		B25A003	02-Jan-25	0.496 L	03-Jan-25 17:48	1
PFDS	335-77-3	ND	1.55		B25A003	02-Jan-25	0.496 L	03-Jan-25 17:48	1
11Cl-PF3OUdS	763051-92-9	ND	6.05		B25A003	02-Jan-25	0.496 L	03-Jan-25 17:48	1
PFDoA	307-55-1	ND	1.61		B25A003	02-Jan-25	0.496 L	03-Jan-25 17:48	1
MeFOSA	31506-32-8	ND	1.61		B25A003	02-Jan-25	0.496 L	03-Jan-25 17:48	1
PFTTrDA	72629-94-8	ND	1.61		B25A003	02-Jan-25	0.496 L	03-Jan-25 17:48	1
PFDoS	79780-39-5	ND	1.56		B25A003	02-Jan-25	0.496 L	03-Jan-25 17:48	1
PFTeDA	376-06-7	ND	1.61		B25A003	02-Jan-25	0.496 L	03-Jan-25 17:48	1

Sample ID: MW-7 **EPA Method 1633**

Client Data				Laboratory Data			
Name:	Hazen & Sawyer	Matrix:	Aqueous	Lab Sample:	2412178-04	Column:	BEH C18
Project:	Paseo Real WRF	Date Collected:	19-Dec-24 14:36	Date Received:	30-Dec-24 09:40		

Analyte	CAS Number	Conc. (ng/L)	RL	Qualifiers	Batch	Extracted	Samp Size	Analyzed	Dilution
EtFOSA	4151-50-2	ND	1.61		B25A003	02-Jan-25	0.496 L	03-Jan-25 17:48	1
MeFOSE	24448-09-7	ND	16.1		B25A003	02-Jan-25	0.496 L	03-Jan-25 17:48	1
EtFOSE	1691-99-2	ND	16.1		B25A003	02-Jan-25	0.496 L	03-Jan-25 17:48	1
Labeled Standards	Type	% Recovery	Limits	Qualifiers	Batch	Extracted	Samp Size	Analyzed	Dilution
13C4-PFBA	IS	89.1	10 - 130		B25A003	02-Jan-25	0.496 L	03-Jan-25 17:48	1
13C5-PFPeA	IS	86.3	40 - 130		B25A003	02-Jan-25	0.496 L	03-Jan-25 17:48	1
13C2-4:2 FTS	IS	103	40 - 200		B25A003	02-Jan-25	0.496 L	03-Jan-25 17:48	1
13C3-PFBS	IS	100	40 - 135		B25A003	02-Jan-25	0.496 L	03-Jan-25 17:48	1
13C5-PFHxA	IS	99.4	40 - 130		B25A003	02-Jan-25	0.496 L	03-Jan-25 17:48	1
13C4-PFHpA	IS	87.6	40 - 130		B25A003	02-Jan-25	0.496 L	03-Jan-25 17:48	1
13C3-HFPO-DA	IS	86.5	40 - 130		B25A003	02-Jan-25	0.496 L	03-Jan-25 17:48	1
13C2-6:2 FTS	IS	93.9	40 - 200		B25A003	02-Jan-25	0.496 L	03-Jan-25 17:48	1
13C8-PFOA	IS	89.9	40 - 130		B25A003	02-Jan-25	0.496 L	03-Jan-25 17:48	1
13C3-PFHxS	IS	96.8	40 - 130		B25A003	02-Jan-25	0.496 L	03-Jan-25 17:48	1
13C9-PFNA	IS	85.2	40 - 130		B25A003	02-Jan-25	0.496 L	03-Jan-25 17:48	1
13C2-8:2 FTS	IS	109	40 - 300		B25A003	02-Jan-25	0.496 L	03-Jan-25 17:48	1
13C6-PFDA	IS	88.9	40 - 130		B25A003	02-Jan-25	0.496 L	03-Jan-25 17:48	1
d3-MeFOSAA	IS	106	40 - 170		B25A003	02-Jan-25	0.496 L	03-Jan-25 17:48	1
13C8-PFOS	IS	87.7	40 - 130		B25A003	02-Jan-25	0.496 L	03-Jan-25 17:48	1
d5-EtFOSAA	IS	105	25 - 135		B25A003	02-Jan-25	0.496 L	03-Jan-25 17:48	1
13C7-PFUnA	IS	81.8	30 - 130		B25A003	02-Jan-25	0.496 L	03-Jan-25 17:48	1
13C8-PFOA	IS	76.1	40 - 130		B25A003	02-Jan-25	0.496 L	03-Jan-25 17:48	1
13C2-PFDoA	IS	71.7	10 - 130		B25A003	02-Jan-25	0.496 L	03-Jan-25 17:48	1
13C2-PFTeDA	IS	77.7	10 - 130		B25A003	02-Jan-25	0.496 L	03-Jan-25 17:48	1
d7-MeFOSE	IS	51.3	10 - 130		B25A003	02-Jan-25	0.496 L	03-Jan-25 17:48	1
d3-MeFOSA	IS	40.6	10 - 130		B25A003	02-Jan-25	0.496 L	03-Jan-25 17:48	1
d9-EtFOSE	IS	52.4	10 - 130		B25A003	02-Jan-25	0.496 L	03-Jan-25 17:48	1
d5-EtFOSA	IS	42.9	10 - 130		B25A003	02-Jan-25	0.496 L	03-Jan-25 17:48	1

RL - Reporting limit

Results reported to RL.

Sample ID: MW-6

EPA Method 1633

Client Data				Laboratory Data			
Name:	Hazen & Sawyer	Matrix:	Aqueous	Lab Sample:	2412178-05	Column:	BEH C18
Project:	Paseo Real WRF	Date Collected:	19-Dec-24 15:13	Date Received:	30-Dec-24 09:40		

Analyte	CAS Number	Conc. (ng/L)	RL	Qualifiers	Batch	Extracted	Samp Size	Analyzed	Dilution
PFBA	375-22-4	ND	6.54		B25A003	02-Jan-25	0.489 L	03-Jan-25 18:01	1
PFMPA	377-73-1	ND	3.27		B25A003	02-Jan-25	0.489 L	03-Jan-25 18:01	1
3:3 FTCA	356-02-5	ND	8.17		B25A003	02-Jan-25	0.489 L	03-Jan-25 18:01	1
PFPeA	2706-90-3	ND	3.27		B25A003	02-Jan-25	0.489 L	03-Jan-25 18:01	1
PFMBA	863090-89-5	ND	3.27		B25A003	02-Jan-25	0.489 L	03-Jan-25 18:01	1
PFBS	375-73-5	ND	1.45		B25A003	02-Jan-25	0.489 L	03-Jan-25 18:01	1
4:2 FTS	757124-72-4	ND	6.13		B25A003	02-Jan-25	0.489 L	03-Jan-25 18:01	1
PFHxA	307-24-4	ND	1.63		B25A003	02-Jan-25	0.489 L	03-Jan-25 18:01	1
PFEESA	113507-82-7	ND	2.91		B25A003	02-Jan-25	0.489 L	03-Jan-25 18:01	1
PFPeS	2706-91-4	ND	1.53		B25A003	02-Jan-25	0.489 L	03-Jan-25 18:01	1
HFPO-DA	13252-13-6	ND	6.82		B25A003	02-Jan-25	0.489 L	03-Jan-25 18:01	1
NFDHA	151772-58-6	ND	3.27		B25A003	02-Jan-25	0.489 L	03-Jan-25 18:01	1
5:3 FTCA	914637-49-3	ND	40.9		B25A003	02-Jan-25	0.489 L	03-Jan-25 18:01	1
PFHpA	375-85-9	ND	1.63		B25A003	02-Jan-25	0.489 L	03-Jan-25 18:01	1
ADONA	919005-14-4	ND	6.46		B25A003	02-Jan-25	0.489 L	03-Jan-25 18:01	1
PFHxS	355-46-4	ND	1.49		B25A003	02-Jan-25	0.489 L	03-Jan-25 18:01	1
6:2 FTS	27619-97-2	ND	6.20		B25A003	02-Jan-25	0.489 L	03-Jan-25 18:01	1
PFOA	335-67-1	ND	2.04		B25A003	02-Jan-25	0.489 L	03-Jan-25 18:01	1
PFHpS	375-92-8	ND	1.55		B25A003	02-Jan-25	0.489 L	03-Jan-25 18:01	1
7:3 FTCA	812-70-4	ND	40.9		B25A003	02-Jan-25	0.489 L	03-Jan-25 18:01	1
PFNA	375-95-1	ND	1.63		B25A003	02-Jan-25	0.489 L	03-Jan-25 18:01	1
PFOSA	754-91-6	ND	1.63		B25A003	02-Jan-25	0.489 L	03-Jan-25 18:01	1
PFOS	1763-23-1	ND	1.52		B25A003	02-Jan-25	0.489 L	03-Jan-25 18:01	1
9Cl-PF3ONS	756426-58-1	ND	6.37		B25A003	02-Jan-25	0.489 L	03-Jan-25 18:01	1
PFDA	335-76-2	ND	1.63		B25A003	02-Jan-25	0.489 L	03-Jan-25 18:01	1
8:2 FTS	39108-34-4	ND	6.27		B25A003	02-Jan-25	0.489 L	03-Jan-25 18:01	1
PFNS	68259-12-1	ND	1.57		B25A003	02-Jan-25	0.489 L	03-Jan-25 18:01	1
MeFOSAA	2355-31-9	ND	1.63		B25A003	02-Jan-25	0.489 L	03-Jan-25 18:01	1
EtFOSAA	2991-50-6	ND	1.63		B25A003	02-Jan-25	0.489 L	03-Jan-25 18:01	1
PFUnA	2058-94-8	ND	1.63		B25A003	02-Jan-25	0.489 L	03-Jan-25 18:01	1
PFDS	335-77-3	ND	1.57		B25A003	02-Jan-25	0.489 L	03-Jan-25 18:01	1
11Cl-PF3OUdS	763051-92-9	ND	6.13		B25A003	02-Jan-25	0.489 L	03-Jan-25 18:01	1
PFDoA	307-55-1	ND	1.63		B25A003	02-Jan-25	0.489 L	03-Jan-25 18:01	1
MeFOSA	31506-32-8	ND	1.63		B25A003	02-Jan-25	0.489 L	03-Jan-25 18:01	1
PFTTrDA	72629-94-8	ND	1.63		B25A003	02-Jan-25	0.489 L	03-Jan-25 18:01	1
PFDoS	79780-39-5	ND	1.58		B25A003	02-Jan-25	0.489 L	03-Jan-25 18:01	1
PFTeDA	376-06-7	ND	1.63		B25A003	02-Jan-25	0.489 L	03-Jan-25 18:01	1

Sample ID: MW-6 **EPA Method 1633**

Client Data				Laboratory Data			
Name:	Hazen & Sawyer	Matrix:	Aqueous	Lab Sample:	2412178-05	Column:	BEH C18
Project:	Paseo Real WRF	Date Collected:	19-Dec-24 15:13	Date Received:	30-Dec-24 09:40		

Analyte	CAS Number	Conc. (ng/L)	RL	Qualifiers	Batch	Extracted	Samp Size	Analyzed	Dilution
EtFOSA	4151-50-2	ND	1.63		B25A003	02-Jan-25	0.489 L	03-Jan-25 18:01	1
MeFOSE	24448-09-7	ND	16.3		B25A003	02-Jan-25	0.489 L	03-Jan-25 18:01	1
EtFOSE	1691-99-2	ND	16.3		B25A003	02-Jan-25	0.489 L	03-Jan-25 18:01	1
Labeled Standards	Type	% Recovery	Limits	Qualifiers	Batch	Extracted	Samp Size	Analyzed	Dilution
13C4-PFBA	IS	91.5	10 - 130		B25A003	02-Jan-25	0.489 L	03-Jan-25 18:01	1
13C5-PFPeA	IS	84.7	40 - 130		B25A003	02-Jan-25	0.489 L	03-Jan-25 18:01	1
13C2-4:2 FTS	IS	106	40 - 200		B25A003	02-Jan-25	0.489 L	03-Jan-25 18:01	1
13C3-PFBS	IS	101	40 - 135		B25A003	02-Jan-25	0.489 L	03-Jan-25 18:01	1
13C5-PFHxA	IS	90.1	40 - 130		B25A003	02-Jan-25	0.489 L	03-Jan-25 18:01	1
13C4-PFHpA	IS	84.1	40 - 130		B25A003	02-Jan-25	0.489 L	03-Jan-25 18:01	1
13C3-HFPO-DA	IS	86.8	40 - 130		B25A003	02-Jan-25	0.489 L	03-Jan-25 18:01	1
13C2-6:2 FTS	IS	99.9	40 - 200		B25A003	02-Jan-25	0.489 L	03-Jan-25 18:01	1
13C8-PFOA	IS	98.2	40 - 130		B25A003	02-Jan-25	0.489 L	03-Jan-25 18:01	1
13C3-PFHxS	IS	101	40 - 130		B25A003	02-Jan-25	0.489 L	03-Jan-25 18:01	1
13C9-PFNA	IS	90.9	40 - 130		B25A003	02-Jan-25	0.489 L	03-Jan-25 18:01	1
13C2-8:2 FTS	IS	101	40 - 300		B25A003	02-Jan-25	0.489 L	03-Jan-25 18:01	1
13C6-PFDA	IS	92.9	40 - 130		B25A003	02-Jan-25	0.489 L	03-Jan-25 18:01	1
d3-MeFOSAA	IS	122	40 - 170		B25A003	02-Jan-25	0.489 L	03-Jan-25 18:01	1
13C8-PFOS	IS	101	40 - 130		B25A003	02-Jan-25	0.489 L	03-Jan-25 18:01	1
d5-EtFOSAA	IS	111	25 - 135		B25A003	02-Jan-25	0.489 L	03-Jan-25 18:01	1
13C7-PFUnA	IS	90.1	30 - 130		B25A003	02-Jan-25	0.489 L	03-Jan-25 18:01	1
13C8-PFOA	IS	79.1	40 - 130		B25A003	02-Jan-25	0.489 L	03-Jan-25 18:01	1
13C2-PFDoA	IS	77.4	10 - 130		B25A003	02-Jan-25	0.489 L	03-Jan-25 18:01	1
13C2-PFTeDA	IS	79.8	10 - 130		B25A003	02-Jan-25	0.489 L	03-Jan-25 18:01	1
d7-MeFOSE	IS	59.1	10 - 130		B25A003	02-Jan-25	0.489 L	03-Jan-25 18:01	1
d3-MeFOA	IS	47.7	10 - 130		B25A003	02-Jan-25	0.489 L	03-Jan-25 18:01	1
d9-EtFOSE	IS	58.0	10 - 130		B25A003	02-Jan-25	0.489 L	03-Jan-25 18:01	1
d5-EtFOA	IS	52.1	10 - 130		B25A003	02-Jan-25	0.489 L	03-Jan-25 18:01	1

RL - Reporting limit

Results reported to RL.

Sample ID: MW-8

EPA Method 1633

Client Data				Laboratory Data			
Name:	Hazen & Sawyer	Matrix:	Aqueous	Lab Sample:	2412178-06	Column:	BEH C18
Project:	Paseo Real WRF	Date Collected:	19-Dec-24 15:42	Date Received:	30-Dec-24 09:40		

Analyte	CAS Number	Conc. (ng/L)	RL	Qualifiers	Batch	Extracted	Samp Size	Analyzed	Dilution
PFBA	375-22-4	ND	6.52		B25A003	02-Jan-25	0.491 L	03-Jan-25 18:15	1
PFMPA	377-73-1	ND	3.26		B25A003	02-Jan-25	0.491 L	03-Jan-25 18:15	1
3:3 FTCA	356-02-5	ND	8.15		B25A003	02-Jan-25	0.491 L	03-Jan-25 18:15	1
PFPeA	2706-90-3	ND	3.26		B25A003	02-Jan-25	0.491 L	03-Jan-25 18:15	1
PFMBA	863090-89-5	ND	3.26		B25A003	02-Jan-25	0.491 L	03-Jan-25 18:15	1
PFBS	375-73-5	ND	1.45		B25A003	02-Jan-25	0.491 L	03-Jan-25 18:15	1
4:2 FTS	757124-72-4	ND	6.11		B25A003	02-Jan-25	0.491 L	03-Jan-25 18:15	1
PFHxA	307-24-4	ND	1.63		B25A003	02-Jan-25	0.491 L	03-Jan-25 18:15	1
PFEESA	113507-82-7	ND	2.90		B25A003	02-Jan-25	0.491 L	03-Jan-25 18:15	1
PFPeS	2706-91-4	ND	1.53		B25A003	02-Jan-25	0.491 L	03-Jan-25 18:15	1
HFPO-DA	13252-13-6	ND	6.80		B25A003	02-Jan-25	0.491 L	03-Jan-25 18:15	1
NFDHA	151772-58-6	ND	3.26		B25A003	02-Jan-25	0.491 L	03-Jan-25 18:15	1
5:3 FTCA	914637-49-3	ND	40.7		B25A003	02-Jan-25	0.491 L	03-Jan-25 18:15	1
PFHpA	375-85-9	ND	1.63		B25A003	02-Jan-25	0.491 L	03-Jan-25 18:15	1
ADONA	919005-14-4	ND	6.44		B25A003	02-Jan-25	0.491 L	03-Jan-25 18:15	1
PFHxS	355-46-4	ND	1.49		B25A003	02-Jan-25	0.491 L	03-Jan-25 18:15	1
6:2 FTS	27619-97-2	ND	6.18		B25A003	02-Jan-25	0.491 L	03-Jan-25 18:15	1
PFOA	335-67-1	ND	2.04		B25A003	02-Jan-25	0.491 L	03-Jan-25 18:15	1
PFHpS	375-92-8	ND	1.55		B25A003	02-Jan-25	0.491 L	03-Jan-25 18:15	1
7:3 FTCA	812-70-4	ND	40.7		B25A003	02-Jan-25	0.491 L	03-Jan-25 18:15	1
PFNA	375-95-1	ND	1.63		B25A003	02-Jan-25	0.491 L	03-Jan-25 18:15	1
PFOSA	754-91-6	ND	1.63		B25A003	02-Jan-25	0.491 L	03-Jan-25 18:15	1
PFOS	1763-23-1	ND	1.52		B25A003	02-Jan-25	0.491 L	03-Jan-25 18:15	1
9Cl-PF3ONS	756426-58-1	ND	6.35		B25A003	02-Jan-25	0.491 L	03-Jan-25 18:15	1
PFDA	335-76-2	ND	1.63		B25A003	02-Jan-25	0.491 L	03-Jan-25 18:15	1
8:2 FTS	39108-34-4	ND	6.25		B25A003	02-Jan-25	0.491 L	03-Jan-25 18:15	1
PFNS	68259-12-1	ND	1.57		B25A003	02-Jan-25	0.491 L	03-Jan-25 18:15	1
MeFOSAA	2355-31-9	ND	1.63		B25A003	02-Jan-25	0.491 L	03-Jan-25 18:15	1
EtFOSAA	2991-50-6	ND	1.63		B25A003	02-Jan-25	0.491 L	03-Jan-25 18:15	1
PFUnA	2058-94-8	ND	1.63		B25A003	02-Jan-25	0.491 L	03-Jan-25 18:15	1
PFDS	335-77-3	ND	1.57		B25A003	02-Jan-25	0.491 L	03-Jan-25 18:15	1
11Cl-PF3OUdS	763051-92-9	ND	6.11		B25A003	02-Jan-25	0.491 L	03-Jan-25 18:15	1
PFDoA	307-55-1	ND	1.63		B25A003	02-Jan-25	0.491 L	03-Jan-25 18:15	1
MeFOSA	31506-32-8	ND	1.63		B25A003	02-Jan-25	0.491 L	03-Jan-25 18:15	1
PFTTrDA	72629-94-8	ND	1.63		B25A003	02-Jan-25	0.491 L	03-Jan-25 18:15	1
PFDoS	79780-39-5	ND	1.58		B25A003	02-Jan-25	0.491 L	03-Jan-25 18:15	1
PFTeDA	376-06-7	ND	1.63		B25A003	02-Jan-25	0.491 L	03-Jan-25 18:15	1

Sample ID: MW-8 **EPA Method 1633**

Client Data				Laboratory Data			
Name:	Hazen & Sawyer	Matrix:	Aqueous	Lab Sample:	2412178-06	Column:	BEH C18
Project:	Paseo Real WRF	Date Collected:	19-Dec-24 15:42	Date Received:	30-Dec-24 09:40		

Analyte	CAS Number	Conc. (ng/L)	RL	Qualifiers	Batch	Extracted	Samp Size	Analyzed	Dilution
EtFOSA	4151-50-2	ND	1.63		B25A003	02-Jan-25	0.491 L	03-Jan-25 18:15	1
MeFOSE	24448-09-7	ND	16.3		B25A003	02-Jan-25	0.491 L	03-Jan-25 18:15	1
EtFOSE	1691-99-2	ND	16.3		B25A003	02-Jan-25	0.491 L	03-Jan-25 18:15	1
Labeled Standards	Type	% Recovery	Limits	Qualifiers	Batch	Extracted	Samp Size	Analyzed	Dilution
13C4-PFBA	IS	89.4	10 - 130		B25A003	02-Jan-25	0.491 L	03-Jan-25 18:15	1
13C5-PFPeA	IS	87.8	40 - 130		B25A003	02-Jan-25	0.491 L	03-Jan-25 18:15	1
13C2-4:2 FTS	IS	103	40 - 200		B25A003	02-Jan-25	0.491 L	03-Jan-25 18:15	1
13C3-PFBS	IS	96.7	40 - 135		B25A003	02-Jan-25	0.491 L	03-Jan-25 18:15	1
13C5-PFHxA	IS	103	40 - 130		B25A003	02-Jan-25	0.491 L	03-Jan-25 18:15	1
13C4-PFHpA	IS	88.1	40 - 130		B25A003	02-Jan-25	0.491 L	03-Jan-25 18:15	1
13C3-HFPO-DA	IS	85.8	40 - 130		B25A003	02-Jan-25	0.491 L	03-Jan-25 18:15	1
13C2-6:2 FTS	IS	100	40 - 200		B25A003	02-Jan-25	0.491 L	03-Jan-25 18:15	1
13C8-PFOA	IS	93.4	40 - 130		B25A003	02-Jan-25	0.491 L	03-Jan-25 18:15	1
13C3-PFHxS	IS	97.2	40 - 130		B25A003	02-Jan-25	0.491 L	03-Jan-25 18:15	1
13C9-PFNA	IS	88.9	40 - 130		B25A003	02-Jan-25	0.491 L	03-Jan-25 18:15	1
13C2-8:2 FTS	IS	105	40 - 300		B25A003	02-Jan-25	0.491 L	03-Jan-25 18:15	1
13C6-PFDA	IS	88.5	40 - 130		B25A003	02-Jan-25	0.491 L	03-Jan-25 18:15	1
d3-MeFOSAA	IS	102	40 - 170		B25A003	02-Jan-25	0.491 L	03-Jan-25 18:15	1
13C8-PFOS	IS	87.1	40 - 130		B25A003	02-Jan-25	0.491 L	03-Jan-25 18:15	1
d5-EtFOSAA	IS	91.8	25 - 135		B25A003	02-Jan-25	0.491 L	03-Jan-25 18:15	1
13C7-PFUnA	IS	88.0	30 - 130		B25A003	02-Jan-25	0.491 L	03-Jan-25 18:15	1
13C8-PFOA	IS	58.3	40 - 130		B25A003	02-Jan-25	0.491 L	03-Jan-25 18:15	1
13C2-PFDoA	IS	74.2	10 - 130		B25A003	02-Jan-25	0.491 L	03-Jan-25 18:15	1
13C2-PFTeDA	IS	76.1	10 - 130		B25A003	02-Jan-25	0.491 L	03-Jan-25 18:15	1
d7-MeFOSE	IS	47.0	10 - 130		B25A003	02-Jan-25	0.491 L	03-Jan-25 18:15	1
d3-MeFOA	IS	37.1	10 - 130		B25A003	02-Jan-25	0.491 L	03-Jan-25 18:15	1
d9-EtFOSE	IS	44.9	10 - 130		B25A003	02-Jan-25	0.491 L	03-Jan-25 18:15	1
d5-EtFOA	IS	39.7	10 - 130		B25A003	02-Jan-25	0.491 L	03-Jan-25 18:15	1

RL - Reporting limit

Results reported to RL.

Sample ID: MW-1

EPA Method 1633

Client Data				Laboratory Data			
Name:	Hazen & Sawyer	Matrix:	Aqueous	Lab Sample:	2412178-07	Column:	BEH C18
Project:	Paseo Real WRF	Date Collected:	19-Dec-24 15:55	Date Received:	30-Dec-24 09:40		

Analyte	CAS Number	Conc. (ng/L)	RL	Qualifiers	Batch	Extracted	Samp Size	Analyzed	Dilution
PFBA	375-22-4	10.4	6.54		B25A003	02-Jan-25	0.489 L	03-Jan-25 18:28	1
PFMPA	377-73-1	ND	3.27		B25A003	02-Jan-25	0.489 L	03-Jan-25 18:28	1
3:3 FTCA	356-02-5	ND	8.18		B25A003	02-Jan-25	0.489 L	03-Jan-25 18:28	1
PFPeA	2706-90-3	21.3	3.27		B25A003	02-Jan-25	0.489 L	03-Jan-25 18:28	1
PFMBA	863090-89-5	ND	3.27		B25A003	02-Jan-25	0.489 L	03-Jan-25 18:28	1
PFBS	375-73-5	11.4	1.45		B25A003	02-Jan-25	0.489 L	03-Jan-25 18:28	1
4:2 FTS	757124-72-4	ND	6.13		B25A003	02-Jan-25	0.489 L	03-Jan-25 18:28	1
PFHxA	307-24-4	16.7	1.64		B25A003	02-Jan-25	0.489 L	03-Jan-25 18:28	1
PFEESA	113507-82-7	ND	2.91		B25A003	02-Jan-25	0.489 L	03-Jan-25 18:28	1
PFPeS	2706-91-4	2.01	1.53		B25A003	02-Jan-25	0.489 L	03-Jan-25 18:28	1
HFPO-DA	13252-13-6	ND	6.83		B25A003	02-Jan-25	0.489 L	03-Jan-25 18:28	1
NFDHA	151772-58-6	ND	3.27		B25A003	02-Jan-25	0.489 L	03-Jan-25 18:28	1
5:3 FTCA	914637-49-3	ND	40.9		B25A003	02-Jan-25	0.489 L	03-Jan-25 18:28	1
PFHpA	375-85-9	4.33	1.64		B25A003	02-Jan-25	0.489 L	03-Jan-25 18:28	1
ADONA	919005-14-4	ND	6.46		B25A003	02-Jan-25	0.489 L	03-Jan-25 18:28	1
PFHxS	355-46-4	6.04	1.49		B25A003	02-Jan-25	0.489 L	03-Jan-25 18:28	1
6:2 FTS	27619-97-2	ND	6.21		B25A003	02-Jan-25	0.489 L	03-Jan-25 18:28	1
PFOA	335-67-1	5.42	2.04		B25A003	02-Jan-25	0.489 L	03-Jan-25 18:28	1
PFHpS	375-92-8	ND	1.55		B25A003	02-Jan-25	0.489 L	03-Jan-25 18:28	1
7:3 FTCA	812-70-4	ND	40.9		B25A003	02-Jan-25	0.489 L	03-Jan-25 18:28	1
PFNA	375-95-1	ND	1.64		B25A003	02-Jan-25	0.489 L	03-Jan-25 18:28	1
PFOSA	754-91-6	ND	1.64		B25A003	02-Jan-25	0.489 L	03-Jan-25 18:28	1
PFOS	1763-23-1	1.56	1.52		B25A003	02-Jan-25	0.489 L	03-Jan-25 18:28	1
9Cl-PF3ONS	756426-58-1	ND	6.38		B25A003	02-Jan-25	0.489 L	03-Jan-25 18:28	1
PFDA	335-76-2	ND	1.64		B25A003	02-Jan-25	0.489 L	03-Jan-25 18:28	1
8:2 FTS	39108-34-4	ND	6.28		B25A003	02-Jan-25	0.489 L	03-Jan-25 18:28	1
PFNS	68259-12-1	ND	1.57		B25A003	02-Jan-25	0.489 L	03-Jan-25 18:28	1
MeFOSAA	2355-31-9	ND	1.64		B25A003	02-Jan-25	0.489 L	03-Jan-25 18:28	1
EtFOSAA	2991-50-6	ND	1.64		B25A003	02-Jan-25	0.489 L	03-Jan-25 18:28	1
PFUnA	2058-94-8	ND	1.64		B25A003	02-Jan-25	0.489 L	03-Jan-25 18:28	1
PFDS	335-77-3	ND	1.57		B25A003	02-Jan-25	0.489 L	03-Jan-25 18:28	1
11Cl-PF3OUdS	763051-92-9	ND	6.13		B25A003	02-Jan-25	0.489 L	03-Jan-25 18:28	1
PFDoA	307-55-1	ND	1.64		B25A003	02-Jan-25	0.489 L	03-Jan-25 18:28	1
MeFOSA	31506-32-8	ND	1.64		B25A003	02-Jan-25	0.489 L	03-Jan-25 18:28	1
PFTTrDA	72629-94-8	ND	1.64		B25A003	02-Jan-25	0.489 L	03-Jan-25 18:28	1
PFDoS	79780-39-5	ND	1.58		B25A003	02-Jan-25	0.489 L	03-Jan-25 18:28	1
PFTeDA	376-06-7	ND	1.64		B25A003	02-Jan-25	0.489 L	03-Jan-25 18:28	1

Sample ID: MW-1 **EPA Method 1633**

Client Data				Laboratory Data			
Name:	Hazen & Sawyer	Matrix:	Aqueous	Lab Sample:	2412178-07	Column:	BEH C18
Project:	Paseo Real WRF	Date Collected:	19-Dec-24 15:55	Date Received:	30-Dec-24 09:40		

Analyte	CAS Number	Conc. (ng/L)	RL	Qualifiers	Batch	Extracted	Samp Size	Analyzed	Dilution
EtFOSA	4151-50-2	ND	1.64		B25A003	02-Jan-25	0.489 L	03-Jan-25 18:28	1
MeFOSE	24448-09-7	ND	16.4		B25A003	02-Jan-25	0.489 L	03-Jan-25 18:28	1
EtFOSE	1691-99-2	ND	16.4		B25A003	02-Jan-25	0.489 L	03-Jan-25 18:28	1
Labeled Standards	Type	% Recovery	Limits	Qualifiers	Batch	Extracted	Samp Size	Analyzed	Dilution
13C4-PFBA	IS	89.3	10 - 130		B25A003	02-Jan-25	0.489 L	03-Jan-25 18:28	1
13C5-PFPeA	IS	87.5	40 - 130		B25A003	02-Jan-25	0.489 L	03-Jan-25 18:28	1
13C2-4:2 FTS	IS	102	40 - 200		B25A003	02-Jan-25	0.489 L	03-Jan-25 18:28	1
13C3-PFBS	IS	96.0	40 - 135		B25A003	02-Jan-25	0.489 L	03-Jan-25 18:28	1
13C5-PFHxA	IS	92.8	40 - 130		B25A003	02-Jan-25	0.489 L	03-Jan-25 18:28	1
13C4-PFHpA	IS	84.8	40 - 130		B25A003	02-Jan-25	0.489 L	03-Jan-25 18:28	1
13C3-HFPO-DA	IS	84.6	40 - 130		B25A003	02-Jan-25	0.489 L	03-Jan-25 18:28	1
13C2-6:2 FTS	IS	96.3	40 - 200		B25A003	02-Jan-25	0.489 L	03-Jan-25 18:28	1
13C8-PFOA	IS	94.0	40 - 130		B25A003	02-Jan-25	0.489 L	03-Jan-25 18:28	1
13C3-PFHxS	IS	95.5	40 - 130		B25A003	02-Jan-25	0.489 L	03-Jan-25 18:28	1
13C9-PFNA	IS	88.3	40 - 130		B25A003	02-Jan-25	0.489 L	03-Jan-25 18:28	1
13C2-8:2 FTS	IS	99.8	40 - 300		B25A003	02-Jan-25	0.489 L	03-Jan-25 18:28	1
13C6-PFDA	IS	93.3	40 - 130		B25A003	02-Jan-25	0.489 L	03-Jan-25 18:28	1
d3-MeFOSAA	IS	107	40 - 170		B25A003	02-Jan-25	0.489 L	03-Jan-25 18:28	1
13C8-PFOS	IS	89.2	40 - 130		B25A003	02-Jan-25	0.489 L	03-Jan-25 18:28	1
d5-EtFOSAA	IS	100	25 - 135		B25A003	02-Jan-25	0.489 L	03-Jan-25 18:28	1
13C7-PFUnA	IS	84.0	30 - 130		B25A003	02-Jan-25	0.489 L	03-Jan-25 18:28	1
13C8-PFOA	IS	72.8	40 - 130		B25A003	02-Jan-25	0.489 L	03-Jan-25 18:28	1
13C2-PFDoA	IS	76.3	10 - 130		B25A003	02-Jan-25	0.489 L	03-Jan-25 18:28	1
13C2-PFTeDA	IS	80.7	10 - 130		B25A003	02-Jan-25	0.489 L	03-Jan-25 18:28	1
d7-MeFOSE	IS	55.7	10 - 130		B25A003	02-Jan-25	0.489 L	03-Jan-25 18:28	1
d3-MeFOA	IS	44.7	10 - 130		B25A003	02-Jan-25	0.489 L	03-Jan-25 18:28	1
d9-EtFOSE	IS	55.2	10 - 130		B25A003	02-Jan-25	0.489 L	03-Jan-25 18:28	1
d5-EtFOA	IS	45.2	10 - 130		B25A003	02-Jan-25	0.489 L	03-Jan-25 18:28	1

RL - Reporting limit

Results reported to RL.

Sample ID: MW-9

EPA Method 1633

Client Data				Laboratory Data			
Name:	Hazen & Sawyer	Matrix:	Aqueous	Lab Sample:	2412178-08	Column:	BEH C18
Project:	Paseo Real WRF	Date Collected:	19-Dec-24 16:10	Date Received:	30-Dec-24 09:40		

Analyte	CAS Number	Conc. (ng/L)	RL	Qualifiers	Batch	Extracted	Samp Size	Analyzed	Dilution
PFBA	375-22-4	10.3	6.48		B25A003	02-Jan-25	0.494 L	03-Jan-25 19:22	1
PFMPA	377-73-1	ND	3.24		B25A003	02-Jan-25	0.494 L	03-Jan-25 19:22	1
3:3 FTCA	356-02-5	ND	8.10		B25A003	02-Jan-25	0.494 L	03-Jan-25 19:22	1
PFPeA	2706-90-3	20.9	3.24		B25A003	02-Jan-25	0.494 L	03-Jan-25 19:22	1
PFMBA	863090-89-5	ND	3.24		B25A003	02-Jan-25	0.494 L	03-Jan-25 19:22	1
PFBS	375-73-5	11.2	1.44		B25A003	02-Jan-25	0.494 L	03-Jan-25 19:22	1
4:2 FTS	757124-72-4	ND	6.08		B25A003	02-Jan-25	0.494 L	03-Jan-25 19:22	1
PFHxA	307-24-4	15.8	1.62		B25A003	02-Jan-25	0.494 L	03-Jan-25 19:22	1
PFEESA	113507-82-7	ND	2.89		B25A003	02-Jan-25	0.494 L	03-Jan-25 19:22	1
PFPeS	2706-91-4	1.98	1.52		B25A003	02-Jan-25	0.494 L	03-Jan-25 19:22	1
HFPO-DA	13252-13-6	ND	6.76		B25A003	02-Jan-25	0.494 L	03-Jan-25 19:22	1
NFDHA	151772-58-6	ND	3.24		B25A003	02-Jan-25	0.494 L	03-Jan-25 19:22	1
5:3 FTCA	914637-49-3	ND	40.5		B25A003	02-Jan-25	0.494 L	03-Jan-25 19:22	1
PFHpA	375-85-9	4.05	1.62		B25A003	02-Jan-25	0.494 L	03-Jan-25 19:22	1
ADONA	919005-14-4	ND	6.40		B25A003	02-Jan-25	0.494 L	03-Jan-25 19:22	1
PFHxS	355-46-4	6.14	1.48		B25A003	02-Jan-25	0.494 L	03-Jan-25 19:22	1
6:2 FTS	27619-97-2	ND	6.15		B25A003	02-Jan-25	0.494 L	03-Jan-25 19:22	1
PFOA	335-67-1	5.89	2.03		B25A003	02-Jan-25	0.494 L	03-Jan-25 19:22	1
PFHpS	375-92-8	ND	1.54		B25A003	02-Jan-25	0.494 L	03-Jan-25 19:22	1
7:3 FTCA	812-70-4	ND	40.5		B25A003	02-Jan-25	0.494 L	03-Jan-25 19:22	1
PFNA	375-95-1	ND	1.62		B25A003	02-Jan-25	0.494 L	03-Jan-25 19:22	1
PFOSA	754-91-6	ND	1.62		B25A003	02-Jan-25	0.494 L	03-Jan-25 19:22	1
PFOS	1763-23-1	ND	1.51		B25A003	02-Jan-25	0.494 L	03-Jan-25 19:22	1
9Cl-PF3ONS	756426-58-1	ND	6.32		B25A003	02-Jan-25	0.494 L	03-Jan-25 19:22	1
PFDA	335-76-2	ND	1.62		B25A003	02-Jan-25	0.494 L	03-Jan-25 19:22	1
8:2 FTS	39108-34-4	ND	6.22		B25A003	02-Jan-25	0.494 L	03-Jan-25 19:22	1
PFNS	68259-12-1	ND	1.56		B25A003	02-Jan-25	0.494 L	03-Jan-25 19:22	1
MeFOSAA	2355-31-9	ND	1.62		B25A003	02-Jan-25	0.494 L	03-Jan-25 19:22	1
EtFOSAA	2991-50-6	ND	1.62		B25A003	02-Jan-25	0.494 L	03-Jan-25 19:22	1
PFUnA	2058-94-8	ND	1.62		B25A003	02-Jan-25	0.494 L	03-Jan-25 19:22	1
PFDS	335-77-3	ND	1.56		B25A003	02-Jan-25	0.494 L	03-Jan-25 19:22	1
11Cl-PF3OUdS	763051-92-9	ND	6.08		B25A003	02-Jan-25	0.494 L	03-Jan-25 19:22	1
PFDoA	307-55-1	ND	1.62		B25A003	02-Jan-25	0.494 L	03-Jan-25 19:22	1
MeFOSA	31506-32-8	ND	1.62		B25A003	02-Jan-25	0.494 L	03-Jan-25 19:22	1
PFTTrDA	72629-94-8	ND	1.62		B25A003	02-Jan-25	0.494 L	03-Jan-25 19:22	1
PFDoS	79780-39-5	ND	1.57		B25A003	02-Jan-25	0.494 L	03-Jan-25 19:22	1
PFTeDA	376-06-7	ND	1.62		B25A003	02-Jan-25	0.494 L	03-Jan-25 19:22	1

Sample ID: MW-9 **EPA Method 1633**

Client Data				Laboratory Data			
Name:	Hazen & Sawyer	Matrix:	Aqueous	Lab Sample:	2412178-08	Column:	BEH C18
Project:	Paseo Real WRF	Date Collected:	19-Dec-24 16:10	Date Received:	30-Dec-24 09:40		

Analyte	CAS Number	Conc. (ng/L)	RL	Qualifiers	Batch	Extracted	Samp Size	Analyzed	Dilution
EtFOSA	4151-50-2	ND	1.62		B25A003	02-Jan-25	0.494 L	03-Jan-25 19:22	1
MeFOSE	24448-09-7	ND	16.2		B25A003	02-Jan-25	0.494 L	03-Jan-25 19:22	1
EtFOSE	1691-99-2	ND	16.2		B25A003	02-Jan-25	0.494 L	03-Jan-25 19:22	1
Labeled Standards	Type	% Recovery	Limits	Qualifiers	Batch	Extracted	Samp Size	Analyzed	Dilution
13C4-PFBA	IS	90.1	10 - 130		B25A003	02-Jan-25	0.494 L	03-Jan-25 19:22	1
13C5-PFPeA	IS	87.4	40 - 130		B25A003	02-Jan-25	0.494 L	03-Jan-25 19:22	1
13C2-4:2 FTS	IS	105	40 - 200		B25A003	02-Jan-25	0.494 L	03-Jan-25 19:22	1
13C3-PFBS	IS	94.4	40 - 135		B25A003	02-Jan-25	0.494 L	03-Jan-25 19:22	1
13C5-PFHxA	IS	98.5	40 - 130		B25A003	02-Jan-25	0.494 L	03-Jan-25 19:22	1
13C4-PFHpA	IS	85.9	40 - 130		B25A003	02-Jan-25	0.494 L	03-Jan-25 19:22	1
13C3-HFPO-DA	IS	83.8	40 - 130		B25A003	02-Jan-25	0.494 L	03-Jan-25 19:22	1
13C2-6:2 FTS	IS	98.0	40 - 200		B25A003	02-Jan-25	0.494 L	03-Jan-25 19:22	1
13C8-PFOA	IS	93.9	40 - 130		B25A003	02-Jan-25	0.494 L	03-Jan-25 19:22	1
13C3-PFHxS	IS	94.2	40 - 130		B25A003	02-Jan-25	0.494 L	03-Jan-25 19:22	1
13C9-PFNA	IS	85.5	40 - 130		B25A003	02-Jan-25	0.494 L	03-Jan-25 19:22	1
13C2-8:2 FTS	IS	103	40 - 300		B25A003	02-Jan-25	0.494 L	03-Jan-25 19:22	1
13C6-PFDA	IS	95.1	40 - 130		B25A003	02-Jan-25	0.494 L	03-Jan-25 19:22	1
d3-MeFOSAA	IS	113	40 - 170		B25A003	02-Jan-25	0.494 L	03-Jan-25 19:22	1
13C8-PFOS	IS	90.3	40 - 130		B25A003	02-Jan-25	0.494 L	03-Jan-25 19:22	1
d5-EtFOSAA	IS	106	25 - 135		B25A003	02-Jan-25	0.494 L	03-Jan-25 19:22	1
13C7-PFUnA	IS	85.8	30 - 130		B25A003	02-Jan-25	0.494 L	03-Jan-25 19:22	1
13C8-PFOA	IS	74.2	40 - 130		B25A003	02-Jan-25	0.494 L	03-Jan-25 19:22	1
13C2-PFDoA	IS	72.4	10 - 130		B25A003	02-Jan-25	0.494 L	03-Jan-25 19:22	1
13C2-PFTeDA	IS	80.4	10 - 130		B25A003	02-Jan-25	0.494 L	03-Jan-25 19:22	1
d7-MeFOSE	IS	53.7	10 - 130		B25A003	02-Jan-25	0.494 L	03-Jan-25 19:22	1
d3-MeFOSA	IS	45.7	10 - 130		B25A003	02-Jan-25	0.494 L	03-Jan-25 19:22	1
d9-EtFOSE	IS	54.0	10 - 130		B25A003	02-Jan-25	0.494 L	03-Jan-25 19:22	1
d5-EtFOSA	IS	50.2	10 - 130		B25A003	02-Jan-25	0.494 L	03-Jan-25 19:22	1

RL - Reporting limit

Results reported to RL.

Sample ID: MW-4

EPA Method 1633

Client Data				Laboratory Data			
Name:	Hazen & Sawyer	Matrix:	Aqueous	Lab Sample:	2412178-09	Column:	BEH C18
Project:	Paseo Real WRF	Date Collected:	19-Dec-24 16:33	Date Received:	30-Dec-24 09:40		

Analyte	CAS Number	Conc. (ng/L)	RL	Qualifiers	Batch	Extracted	Samp Size	Analyzed	Dilution
PFBA	375-22-4	ND	6.38		B25A003	02-Jan-25	0.502 L	03-Jan-25 19:36	1
PFMPA	377-73-1	ND	3.19		B25A003	02-Jan-25	0.502 L	03-Jan-25 19:36	1
3:3 FTCA	356-02-5	ND	7.97		B25A003	02-Jan-25	0.502 L	03-Jan-25 19:36	1
PFPeA	2706-90-3	ND	3.19		B25A003	02-Jan-25	0.502 L	03-Jan-25 19:36	1
PFMBA	863090-89-5	ND	3.19		B25A003	02-Jan-25	0.502 L	03-Jan-25 19:36	1
PFBS	375-73-5	2.21	1.42		B25A003	02-Jan-25	0.502 L	03-Jan-25 19:36	1
4:2 FTS	757124-72-4	ND	5.98		B25A003	02-Jan-25	0.502 L	03-Jan-25 19:36	1
PFHxA	307-24-4	ND	1.59		B25A003	02-Jan-25	0.502 L	03-Jan-25 19:36	1
PFEESA	113507-82-7	ND	2.84		B25A003	02-Jan-25	0.502 L	03-Jan-25 19:36	1
PFPeS	2706-91-4	ND	1.49		B25A003	02-Jan-25	0.502 L	03-Jan-25 19:36	1
HFPO-DA	13252-13-6	ND	6.66		B25A003	02-Jan-25	0.502 L	03-Jan-25 19:36	1
NFDHA	151772-58-6	ND	3.19		B25A003	02-Jan-25	0.502 L	03-Jan-25 19:36	1
5:3 FTCA	914637-49-3	ND	39.9		B25A003	02-Jan-25	0.502 L	03-Jan-25 19:36	1
PFHpA	375-85-9	ND	1.59		B25A003	02-Jan-25	0.502 L	03-Jan-25 19:36	1
ADONA	919005-14-4	ND	6.30		B25A003	02-Jan-25	0.502 L	03-Jan-25 19:36	1
PFHxS	355-46-4	ND	1.45		B25A003	02-Jan-25	0.502 L	03-Jan-25 19:36	1
6:2 FTS	27619-97-2	ND	6.05		B25A003	02-Jan-25	0.502 L	03-Jan-25 19:36	1
PFOA	335-67-1	ND	1.99		B25A003	02-Jan-25	0.502 L	03-Jan-25 19:36	1
PFHpS	375-92-8	ND	1.51		B25A003	02-Jan-25	0.502 L	03-Jan-25 19:36	1
7:3 FTCA	812-70-4	ND	39.9		B25A003	02-Jan-25	0.502 L	03-Jan-25 19:36	1
PFNA	375-95-1	ND	1.59		B25A003	02-Jan-25	0.502 L	03-Jan-25 19:36	1
PFOSA	754-91-6	ND	1.59		B25A003	02-Jan-25	0.502 L	03-Jan-25 19:36	1
PFOS	1763-23-1	ND	1.48		B25A003	02-Jan-25	0.502 L	03-Jan-25 19:36	1
9Cl-PF3ONS	756426-58-1	ND	6.22		B25A003	02-Jan-25	0.502 L	03-Jan-25 19:36	1
PFDA	335-76-2	ND	1.59		B25A003	02-Jan-25	0.502 L	03-Jan-25 19:36	1
8:2 FTS	39108-34-4	ND	6.12		B25A003	02-Jan-25	0.502 L	03-Jan-25 19:36	1
PFNS	68259-12-1	ND	1.53		B25A003	02-Jan-25	0.502 L	03-Jan-25 19:36	1
MeFOSAA	2355-31-9	ND	1.59		B25A003	02-Jan-25	0.502 L	03-Jan-25 19:36	1
EtFOSAA	2991-50-6	ND	1.59		B25A003	02-Jan-25	0.502 L	03-Jan-25 19:36	1
PFUnA	2058-94-8	ND	1.59		B25A003	02-Jan-25	0.502 L	03-Jan-25 19:36	1
PFDS	335-77-3	ND	1.53		B25A003	02-Jan-25	0.502 L	03-Jan-25 19:36	1
11Cl-PF3OUdS	763051-92-9	ND	5.98		B25A003	02-Jan-25	0.502 L	03-Jan-25 19:36	1
PFDoA	307-55-1	ND	1.59		B25A003	02-Jan-25	0.502 L	03-Jan-25 19:36	1
MeFOSA	31506-32-8	ND	1.59		B25A003	02-Jan-25	0.502 L	03-Jan-25 19:36	1
PFTTrDA	72629-94-8	ND	1.59		B25A003	02-Jan-25	0.502 L	03-Jan-25 19:36	1
PFDoS	79780-39-5	ND	1.54		B25A003	02-Jan-25	0.502 L	03-Jan-25 19:36	1
PFTeDA	376-06-7	ND	1.59		B25A003	02-Jan-25	0.502 L	03-Jan-25 19:36	1

Sample ID: MW-4 **EPA Method 1633**

Client Data				Laboratory Data			
Name:	Hazen & Sawyer	Matrix:	Aqueous	Lab Sample:	2412178-09	Column:	BEH C18
Project:	Paseo Real WRF	Date Collected:	19-Dec-24 16:33	Date Received:	30-Dec-24 09:40		

Analyte	CAS Number	Conc. (ng/L)	RL	Qualifiers	Batch	Extracted	Samp Size	Analyzed	Dilution
EtFOSA	4151-50-2	ND	1.59		B25A003	02-Jan-25	0.502 L	03-Jan-25 19:36	1
MeFOSE	24448-09-7	ND	15.9		B25A003	02-Jan-25	0.502 L	03-Jan-25 19:36	1
EtFOSE	1691-99-2	ND	15.9		B25A003	02-Jan-25	0.502 L	03-Jan-25 19:36	1

Labeled Standards	Type	% Recovery	Limits	Qualifiers	Batch	Extracted	Samp Size	Analyzed	Dilution
13C4-PFBA	IS	86.3	10 - 130		B25A003	02-Jan-25	0.502 L	03-Jan-25 19:36	1
13C5-PFPeA	IS	78.1	40 - 130		B25A003	02-Jan-25	0.502 L	03-Jan-25 19:36	1
13C2-4:2 FTS	IS	98.9	40 - 200		B25A003	02-Jan-25	0.502 L	03-Jan-25 19:36	1
13C3-PFBS	IS	94.3	40 - 135		B25A003	02-Jan-25	0.502 L	03-Jan-25 19:36	1
13C5-PFHxA	IS	89.2	40 - 130		B25A003	02-Jan-25	0.502 L	03-Jan-25 19:36	1
13C4-PFHpA	IS	80.7	40 - 130		B25A003	02-Jan-25	0.502 L	03-Jan-25 19:36	1
13C3-HFPO-DA	IS	82.4	40 - 130		B25A003	02-Jan-25	0.502 L	03-Jan-25 19:36	1
13C2-6:2 FTS	IS	92.0	40 - 200		B25A003	02-Jan-25	0.502 L	03-Jan-25 19:36	1
13C8-PFOA	IS	92.3	40 - 130		B25A003	02-Jan-25	0.502 L	03-Jan-25 19:36	1
13C3-PFHxS	IS	89.7	40 - 130		B25A003	02-Jan-25	0.502 L	03-Jan-25 19:36	1
13C9-PFNA	IS	96.0	40 - 130		B25A003	02-Jan-25	0.502 L	03-Jan-25 19:36	1
13C2-8:2 FTS	IS	98.0	40 - 300		B25A003	02-Jan-25	0.502 L	03-Jan-25 19:36	1
13C6-PFDA	IS	82.1	40 - 130		B25A003	02-Jan-25	0.502 L	03-Jan-25 19:36	1
d3-MeFOSAA	IS	95.2	40 - 170		B25A003	02-Jan-25	0.502 L	03-Jan-25 19:36	1
13C8-PFOS	IS	82.7	40 - 130		B25A003	02-Jan-25	0.502 L	03-Jan-25 19:36	1
d5-EtFOSAA	IS	92.4	25 - 135		B25A003	02-Jan-25	0.502 L	03-Jan-25 19:36	1
13C7-PFUnA	IS	79.7	30 - 130		B25A003	02-Jan-25	0.502 L	03-Jan-25 19:36	1
13C8-PFOA	IS	65.8	40 - 130		B25A003	02-Jan-25	0.502 L	03-Jan-25 19:36	1
13C2-PFDoA	IS	68.0	10 - 130		B25A003	02-Jan-25	0.502 L	03-Jan-25 19:36	1
13C2-PFTeDA	IS	70.6	10 - 130		B25A003	02-Jan-25	0.502 L	03-Jan-25 19:36	1
d7-MeFOSE	IS	51.7	10 - 130		B25A003	02-Jan-25	0.502 L	03-Jan-25 19:36	1
d3-MeFOSA	IS	39.8	10 - 130		B25A003	02-Jan-25	0.502 L	03-Jan-25 19:36	1
d9-EtFOSE	IS	50.8	10 - 130		B25A003	02-Jan-25	0.502 L	03-Jan-25 19:36	1
d5-EtFOSA	IS	42.9	10 - 130		B25A003	02-Jan-25	0.502 L	03-Jan-25 19:36	1

RL - Reporting limit

Results reported to RL.

DATA QUALIFIERS & ABBREVIATIONS

For EPA 1633

B	This compound was also detected in the method blank
Conc.	Concentration
CRS	Cleanup Recovery Standard
D	Dilution
DL	Detection Limit
E	The associated compound concentration exceeded the calibration range of the instrument
I	Ion transition ratio is outside of the acceptance criteria.
IS	Internal Standard
J	The amount detected is below the Reporting Limit/LOQ
LOD	Limit of Detection
LOQ	Limit of Quantitation
M	Estimated Maximum Possible Concentration (CA Region 2 projects only)
MDL	Method Detection Limit
NA	Not applicable
ND	Not Detected
OPR	Ongoing Precision and Recovery sample
P	The reported concentration may include contribution from chlorinated diphenyl ether(s).
Q	Recovery and/or RPD was outside laboratory acceptance limits
RL	Reporting Limit
RL	For 537.1, the reported RLs are the MRLs.
TEQ	Toxic Equivalency, sum of the toxic equivalency factors (TEF) multiplied by the sample concentrations.
TEQMax	TEQ calculation that uses the detection limit as the concentration for non-detects
TEQMin	TEQ calculation that uses zero as the concentration for non-detects
TEQRisk	TEQ calculation that uses ½ the detection limit as the concentration for non-detects
U	Not Detected (specific projects only)
*	See Cover Letter

Unless otherwise noted, solid sample results are reported in dry weight. Tissue samples are reported in wet weight.

Enthalpy Analytical - EDH Certifications

Accrediting Authority	Certificate Number
Alaska Department of Environmental Conservation	17-013
Arkansas Department of Environmental Quality	21-023-0
California Department of Health – ELAP	2892
DoD ELAP - A2LA Accredited - ISO/IEC 17025	3091.01
Florida Department of Health	E87777
Hawaii Department of Health	N/A
Louisiana Department of Environmental Quality	01977
Maine Department of Health	2020018
Michigan Department of Environmental Quality	9932
Minnesota Department of Health	2211390
Nevada Division of Environmental Protection	CA00413
New Hampshire Environmental Accreditation Program	207721
New Jersey Department of Environmental Protection	CA003
New York Department of Health	11411
Ohio Environmental Protection Agency	87778
Oregon Laboratory Accreditation Program	4042-021
Texas Commission on Environmental Quality	T104704189-22-13
Vermont Department of Health	VT-4042
Virginia Department of General Services	11276
Washington Department of Ecology	C584
Wisconsin Department of Natural Resources	998036160

Current certificates and lists of licensed parameters can be found at Enthalpy.com/Resources/Accreditations.

CHAIN OF CUSTODY
PFAS Methods

For Laboratory Use Only
 Work Order #: 2412178 Temp: 4.0 °C
 Storage ID: WR-1, WF-2, R-13 Storage Secured: Yes No

Project ID: Paseo Real WRF PO#: DB24.1212 Sampler: Jerome Fisher
 (name)

TAT Standard: 21 days
 (check one): Rush (surcharge may apply) 14 days 7 days Other: _____

Invoice to: Name Amy Ewing Company Hazen and Sawyer Address 100 Sun Ave NE, Suite 206 Zip 87109 City Albuquerque State New Mexico Phone # 505-217-7152

Relinquished by (printed name and signature) Jerome Fisher Date 12/26/24 Time 14:30 Received by (printed name and signature) Iskhaq Bantikan Date 12/30/2024 Time 0940

SHIP TO: Enthalpy Analytical - EDH
 1104 Windfield Way
 El Dorado Hills, CA 95762
 (916) 673-1520
 ATTN: _____

Method of Shipment: Fedex
 Tracking No.: _____

Quantity	Type	Matrix	PFAS by Isotope Dilution	PFAS by Isotope Dilution	Drinking Water
			EPA 1631-Draft	EPA 1631-FINAL	DoD QSM Table B-15
			Other:	EPA 533	EPA 537.1
				List of 29 (537.1 + 533)	

- Requirements:
- State-specific (list state): _____
 - DoD QSM Compliant
 - PFAS List Below (or attach compound list): _____

Sample ID	Date	Time	Location/ Sample Description	Quantity	Type	Matrix	PFAS by Isotope Dilution	PFAS by Isotope Dilution	Drinking Water
MW-3	12/19/24	1243		3	P	AQ	X		
MW-2		1323					X		
MW-5		1357					X		
MW-7		1436					X		
MW-6		1513					X		
MW-8		1542					X		
MW-1		1555					X		
MW-9		1610					X		
MW-4		1633					X		

Other Instructions/ Comments: Please Add Copy PATRIK FELTMAN w/ REPORT
pfeltman@geo-logic.com

SEND DOCUMENTATION AND RESULTS TO:

Name: Amy Ewing
 Company: Hazen and Sawyer
 Address: 100 Sun Ave NE Suite 206
 City: Albuquerque State: NM Zip: 87109
 Phone: 505-217-7152
 Email: AEwing@hazenandsawyer.com

Container Types: P= HDPE, FJ= HDPE Jar Bottle Preservation Type: _____
 PY= Polypropylene, O = Other: _____ TZ = Trizma: _____ AA = Amm. Acetate: _____
 Matrix Types: AQ = Aqueous, DW = Drinking Water, EF = Effluent, SD = Sediment, T= Tissue
 SL = Sludge, SO = Soil, WW = Wastewater, O = Other: AQ

CoC/Label Reconciliation Report WO# 2412178

LabNumber	CoC Sample ID	SampleAlias	Sample Date/Time	Container	BaseMatrix	Sample Comments
2412178-01	A MW-3	<input checked="" type="checkbox"/>	19-Dec-24 12:43	<input checked="" type="checkbox"/>	HDPE Bottle, 500 mL	Aqueous
2412178-01	B MW-3	<input checked="" type="checkbox"/>	19-Dec-24 12:43	<input checked="" type="checkbox"/>	HDPE Bottle, 500 mL	Aqueous
2412178-01	C MW-3	<input checked="" type="checkbox"/>	19-Dec-24 12:43	<input checked="" type="checkbox"/>	HDPE Bottle, 125 mL	Aqueous
2412178-02	A MW-2	<input checked="" type="checkbox"/>	19-Dec-24 13:23	<input checked="" type="checkbox"/>	HDPE Bottle, 500 mL	Aqueous
2412178-02	B MW-2	<input checked="" type="checkbox"/>	19-Dec-24 13:23	<input checked="" type="checkbox"/>	HDPE Bottle, 500 mL	Aqueous
2412178-02	C MW-2	<input checked="" type="checkbox"/>	19-Dec-24 13:23	<input checked="" type="checkbox"/>	HDPE Bottle, 125 mL	Aqueous
2412178-03	A MW-5	<input checked="" type="checkbox"/>	19-Dec-24 13:57	<input checked="" type="checkbox"/>	HDPE Bottle, 500 mL	Aqueous
2412178-03	B MW-5	<input checked="" type="checkbox"/>	19-Dec-24 13:57	<input checked="" type="checkbox"/>	HDPE Bottle, 500 mL	Aqueous
2412178-03	C MW-5	<input checked="" type="checkbox"/>	19-Dec-24 13:57	<input checked="" type="checkbox"/>	HDPE Bottle, 125 mL	Aqueous
2412178-04	A MW-7	<input checked="" type="checkbox"/>	19-Dec-24 14:36	<input checked="" type="checkbox"/>	HDPE Bottle, 500 mL	Aqueous
2412178-04	B MW-7	<input checked="" type="checkbox"/>	19-Dec-24 14:36	<input checked="" type="checkbox"/>	HDPE Bottle, 500 mL	Aqueous
2412178-04	C MW-7	<input checked="" type="checkbox"/>	19-Dec-24 14:36	<input checked="" type="checkbox"/>	HDPE Bottle, 125 mL	Aqueous
2412178-05	A MW-6	<input checked="" type="checkbox"/>	19-Dec-24 15:13	<input checked="" type="checkbox"/>	HDPE Bottle, 500 mL	Aqueous
2412178-05	B MW-6	<input checked="" type="checkbox"/>	19-Dec-24 15:13	<input checked="" type="checkbox"/>	HDPE Bottle, 500 mL	Aqueous
2412178-05	C MW-6	<input checked="" type="checkbox"/>	19-Dec-24 15:13	<input checked="" type="checkbox"/>	HDPE Bottle, 125 mL	Aqueous
2412178-06	A MW-8	<input checked="" type="checkbox"/>	19-Dec-24 15:42	<input checked="" type="checkbox"/>	HDPE Bottle, 500 mL	Aqueous
2412178-06	B MW-8	<input checked="" type="checkbox"/>	19-Dec-24 15:42	<input checked="" type="checkbox"/>	HDPE Bottle, 500 mL	Aqueous
2412178-06	C MW-8	<input checked="" type="checkbox"/>	19-Dec-24 15:42	<input checked="" type="checkbox"/>	HDPE Bottle, 125 mL	Aqueous
2412178-07	A MW-1	<input checked="" type="checkbox"/>	19-Dec-24 15:55	<input checked="" type="checkbox"/>	HDPE Bottle, 500 mL	Aqueous
2412178-07	B MW-1	<input checked="" type="checkbox"/>	19-Dec-24 15:55	<input checked="" type="checkbox"/>	HDPE Bottle, 500 mL	Aqueous
2412178-07	C MW-1	<input checked="" type="checkbox"/>	19-Dec-24 15:55	<input checked="" type="checkbox"/>	HDPE Bottle, 125 mL	Aqueous
2412178-08	A MW-9	<input checked="" type="checkbox"/>	19-Dec-24 16:10	<input checked="" type="checkbox"/>	HDPE Bottle, 500 mL	Aqueous
2412178-08	B MW-9	<input checked="" type="checkbox"/>	19-Dec-24 16:10	<input checked="" type="checkbox"/>	HDPE Bottle, 500 mL	Aqueous
2412178-08	C MW-9	<input checked="" type="checkbox"/>	19-Dec-24 16:10	<input checked="" type="checkbox"/>	HDPE Bottle, 125 mL	Aqueous
2412178-09	A MW-4	<input checked="" type="checkbox"/>	19-Dec-24 16:33	<input checked="" type="checkbox"/>	HDPE Bottle, 500 mL	Aqueous
2412178-09	B MW-4	<input checked="" type="checkbox"/>	19-Dec-24 16:33	<input checked="" type="checkbox"/>	HDPE Bottle, 500 mL	Aqueous
2412178-09	C MW-4	<input checked="" type="checkbox"/>	19-Dec-24 16:33	<input checked="" type="checkbox"/>	HDPE Bottle, 125 mL	Aqueous

Checkmarks indicate that information on the COC reconciled with the sample label.
Any discrepancies are noted in the following columns.

CONDITION	Yes	No	NA	Comments:
Sample Container Intact?	✓			
Sample Container(s) Custody Seals Intact?			✓	
Custody Seals On Cooler Intact?	✓			
Adequate Sample Volume?	✓			
Container Type Appropriate for Analysis(es)?	✓			

Preservation Documented: Na2S2O3 Trizma NH4CH3CO2 None Other

Verified by/Date: VBB 12/31/2024
WWS 12/31/24