


COUNTY OF SANTA FE)
STATE OF NEW MEXICO) ss

BCC MINUTES
PAGES: 15

I Hereby Certify That This Instrument Was Filed for
Record On The 21ST Day Of February, A.D., 2005 at 14:36
And Was Duly Recorded as Instrument # **1367761**
Of The Records Of Santa Fe County

Deputy

Witness My Hand And Seal Of Office
Valerie Espinoza
County Clerk, Santa Fe, NM



SANTA FE COUNTY

BOARD OF COUNTY COMMISSIONERS

CANVASSING BOARD

November 3 & 12, 2004

Paul Campos, Chairman
Michael Anaya
Jack Sullivan
Harry Montoya
Paul Duran

SANTA FE BOARD OF COUNTY COMMISSIONERS

COUNTY COMMISSION CHAMBERS

**COUNTY ADMINISTRATION
BUILDING**

**Special Meeting
November 3, 2004-1:00 pm**

Notice of Special Meeting

Notice is hereby given that the Board of County Commission of Santa Fe County, Santa Fe, New Mexico, will hold a Special Meeting on Wednesday, November 3, 2004, at 1:00 p.m. in the Commission Chambers at the County Administration Building, 102 Grant Avenue, Santa Fe, New Mexico.

The Purpose of this meeting is to authorize the canvassing for the results of the November 2, 2004, General Election.

The County of Santa Fe makes every practical effort to assure that it's meetings and programs are accessible to the physically challenged. Physically challenged individuals should contact Santa Fe County at 986-6200 in advance to discuss any special needs (e.g., interpreters for the hearing and sight impaired).

SANTA FE BOARD OF COUNTY COMMISSIONERS

COUNTY COMMISSION CHAMBERS

**COUNTY ADMINISTRATION
BUILDING**

**Special Meeting
November 12, 2004-11:30 am**

Notice of Special Meeting

Notice is hereby given that the Board of County Commission of Santa Fe County, Santa Fe, New Mexico, will hold a Special Meeting on Friday, November 12, 2004, at 11:30 a.m. in the Commission Chambers at the County Administration Building, 102 Grant Avenue, Santa Fe, New Mexico.

The Purpose of this meeting is to close the canvassing for the results of the November 2, 2004, General Election.

Agenda

- I. Roll Call**
- II. Closing of Canvassing**
- III. Adjournment**

The County of Santa Fe makes every practical effort to assure that it's meetings and programs are accessible to the physically challenged. Physically challenged individuals should contact Santa Fe County at 986-6200 in advance to discuss any special needs (e.g., interpreters for the hearing and sight impaired).

SANTA FE COUNTY

CANVASSING BOARD

November 3, 2004 & November 12, 2004

This meeting of the Santa Fe Board of County Commissioners meeting as the Canvassing Board was called to order at approximately 1:05 p.m. by Chairman Paul Campos, in the Santa Fe County Commission Chambers, Santa Fe, New Mexico.

Roll was called and indicated the presence of a quorum as follows:

Members Present:

Commissioner Paul Campos, Chairman
Commissioner Harry Montoya
Commissioner Paul Duran [Present telephonically]

Members Absent:

Commissioner Jack Sullivan
Commissioner Mike Anaya

REBECCA BUSTAMANTE (County Clerk): This is just to call the canvassing so we can start counting the in-lieu-of. The unofficial results is as you have it. [Exhibit 1] There were 64,594 people, unofficially who have voted. The absentee vote is still out. They are counting anywhere between 1,000 and 1,500 so we should have those results this afternoon. We have 968 provisional in-lieu-of ballots to count. We want to stand in recess and we hope to finish by Tuesday or Wednesday of next week.

CHAIRMAN CAMPOS: Ms. Bustamante, how many voters turned out as far as total registered voters?

CLERK BUSTAMANTE: The number of voters was 64,594. If everybody is eligible to be counted of the 968, which I don't think they will be, that would add 968, and depending on how many absentee ballots they count, we'll add that. So if we just want to do a rough estimate you can say 1,800 additional to the 64,594. It comes out to about 64, 65 percent because our official is about 94,599.

CHAIRMAN CAMPOS: So 65,000 of the eligible voters?

CLERK BUSTAMANTE: I think it's about 65 to 66 thousand people will have voted out of the 95,000 people eligible to vote.

CHAIRMAN CAMPOS: So it's about 65, 66 percent.

CLERK BUSTAMANTE: That's what I estimate.

CHAIRMAN CAMPOS: And the state, as I understand it voted about 70 percent?

CLERK BUSTAMANTE: I have no idea. I haven't had time to look.

CHAIRMAN CAMPOS: Okay. Commissioner Duran, any questions?

COMMISSIONER DURAN: None.

CHAIRMAN CAMPOS: Commissioner Montoya?

COMMISSIONER MONTOYA: Mr. Chair, just to clarify, is it 965 or 966?

CLERK BUSTAMANTE: It's 968. We added wrong. We've just been doing them right before and we needed to double check and it's 968.

CHAIRMAN CAMPOS: Okay, Ms. Bustamante, you want a motion to accept these?

CLERK BUSTAMANTE: No, we don't accept these. These are unofficial. We just want a motion to go into the canvassing and to recess until the official count, until we bring you the official results.

CHAIRMAN CAMPOS: We're convened as the Santa Fe County Canvassing Board. Is there a motion to go into recess?

COMMISSIONER MONTOYA: So moved.

CHAIRMAN CAMPOS: Is there a second? Till what date, Ms. Bustamante?

CLERK BUSTAMANTE: I'm not sure.

CHAIRMAN CAMPOS: You'll let us know.

CLERK BUSTAMANTE: Well, I would like to do it on Tuesday, with the Board meeting and if we do, we'll ask you to come in maybe a few minutes before. But we don't know. We'll just have to wait to see what the absentee board is going to do, if they get in their results today and then we'll start doing all of these 968 to see how many are eligible and that will take quite a bit of time.

CHAIRMAN CAMPOS: Okay, there's a motion and a second to go into recess until we are advised by the County Clerk that the voting results are ready for final.

The motion to go into recess for the official canvass passed by unanimous [3-0] voice vote.

Serving as the Acting Chair, Commissioner Duran reconvened the Santa Fe County Canvassing Board at approximately 11:55 a.m. in the County Commission Conference Room. A quorum was present as follows:

Members Present:

Commissioner Paul Duran, Acting Chairman
Commissioner Harry Montoya
Commissioner Paul Campos [Present telephonically]

Members Absent:

Commissioner Jack Sullivan
Commissioner Mike Anaya

Upon motion by Commissioner Montoya and second by Commissioner Campos, the agenda was unanimously approved.

County Clerk Bustamante expressed concern that there needed to be three

County Clerk Bustamante expressed concern that there needed to be three commissioners present to sign the documents. She said she and her staff worked hard to complete the canvassing in accordance with state law.

Commissioner Campos delegated to Commissioner Harry Montoya authorization to sign in his absence.

Clerk Bustamante presented the general election vote totals for November 2, 2004 [Exhibit 2] noting that 72 percent of those registered in the County voted. A copy of the official election results on Santa Fe County as posted on the County's website was distributed [Exhibit 3].


Commissioner Campos moved to approve the canvassing results. His motion was seconded by Commissioner Montoya and passed by unanimous voice vote.

The documents were presented and signed by the Board members.

ADJOURNMENT

Acting Chair Duran declared this meeting adjourned at approximately 12:00 p.m.

Approved by:



Board of County Commissioners
Paul Campos, Chairman

Michael Anaya

Respectfully submitted:
Karen Farrell
Karen Farrell, Commission Reporter

ATTEST TO:


Valerie Espinoza
Valerie Espinoza
SANTA FE COUNTY CLERK



Santa Fe County
Board of County Commissioners
Canvassing Board - November 3 & 12, 2004
Page 4

SFC CLERK RECORDING 02/21/2005

Santa Fe County



SFC CLERK RECORDING 02/21/2005

Unofficial – 11/3/04

Approximately 1,200 Absentee Ballots to Hand Count

Estimated – ~~800~~ Provisional Ballots to Count
968 in Canvassing

Unofficial – 11/3/04

Approximately 1,200 Absentee Ballots to Hand Count

Estimated – ~~800~~ Provisional Ballots to Count
968 in Canvassing

Results for: Santa Fe County

Results as of: 11/3/2004 9:27:51 AM

Number Of Voters: 64594

Precincts Reporting: 87 of 87

<u>Candidate or Issue</u>	<u>Party</u>	<u>Votes</u>
PRESIDENT AND VICE PRESIDENT OF THE UNITED STATES		
JOHN F. KERRY and JOHN EDWARDS	Democratic	44958
GEORGE W. BUSH and DICK CHENEY	Republican	17914
DAVID COBB and PATRICIA LaMARCHE	Green	83
MICHAEL PEROUTKA and DR. CHUCK BALDWIN	Constitution	47
MICHAEL BADNARIK and RICHARD V. CAMPAGNA	Libertarian	184
RALPH NADER and PETER MIGUEL CAMEJO	Independent	295
UNITED STATES REPRESENTATIVE - DISTRICT 1		
RICHARD M. ROMERO	Democratic	597
HEATHER A. WILSON	Republican	1683
ORLIN G. COLE (Write-In)	Republican	5
UNITED STATES REPRESENTATIVE - DISTRICT 3		
TOM UDALL	Democratic	49451
GREGORY M. TUCKER	Republican	10814
JUSTICE OF THE SUPREME COURT		
EDWARD L. CHAVEZ	Democratic	46562
NED S. FULLER	Republican	17640
JUDGE OF THE COURT OF APPEALS		
MICHAEL E. VIGIL	Democratic	46410
PAUL D. BARBER	Republican	14292
STATE SENATOR - DISTRICT 5		
RICHARD C. MARTINEZ	Democratic	485
STATE SENATOR - DISTRICT 6		
CARLOS R. CISNEROS	Democratic	4099
STATE SENATOR - DISTRICT 8		
PETE CAMPOS	Democratic	638
LINDA JARAMILLO	Republican	1141


STATE SENATOR - DISTRICT 19 SUE WILSON BEFFORT	Republican	1655
STATE SENATOR - DISTRICT 24 NANCY RODRIGUEZ	Democratic	14274
STATE SENATOR - DISTRICT 25 JOHN T.L. GRUBESIC	Democratic	21799
ROBERT E. MALLIN	Republican	5775
STATE SENATOR - DISTRICT 39 PHIL A. GRIEGO	Democratic	4451
AL LOPEZ	Republican	1919
STATE REPRESENTATIVE - DISTRICT 22 KATHY MCCOY	Republican	2005
STATE REPRESENTATIVE - DISTRICT 40 NICK L. SALAZAR	Democratic	430
STATE REPRESENTATIVE - DISTRICT 43 JEANNETTE O. WALLACE	Republican	570
STATE REPRESENTATIVE - DISTRICT 45 JIM R. TRUJILLO	Democratic	7301
STATE REPRESENTATIVE - DISTRICT 46 BEN LUJAN	Democratic	9591
STATE REPRESENTATIVE - DISTRICT 47 PETER F. WIRTH	Democratic	12818
F. GREGG BEMIS, JR.	Republican	4065
STATE REPRESENTATIVE - DISTRICT 48 LUCIANO "LUCKY" VARELA	Democratic	11212
STATE REPRESENTATIVE - DISTRICT 50 RHONDA S. KING	Democratic	3820
PUBLIC REGULATION COMMISSIONER - DISTRICT 3 BEN R. LUJAN	Democratic	32083
JOHN F. GONZALES	Republican	12257
DISTRICT ATTORNEY - 1st JUDICIAL DISTRICT HENRY R. VALDEZ	Democratic	47742
PUBLIC EDUCATION COMMISSION - DISTRICT 8 KAREN R. HAUGHNESS (Write-In)	Democratic	310
PUBLIC EDUCATION COMMISSION - DISTRICT 10 ROSE MARTINEZ (Write-In)	Democratic	0
VIOLA M. LOPEZ (Write-In)	Republican	0
COUNTY COMMISSIONER - DISTRICT 2 VIRGINIA VIGIL	Democratic	9747
COUNTY COMMISSIONER - DISTRICT 4 PAUL D. CAMPOS	Democratic	10920

COUNTY COMMISSIONER - DISTRICT 5		
JACK SULLIVAN	Democratic	9606
HERMAN J. MONTOYA	Green	2067
COUNTY CLERK		
VALERIE L. ESPINOZA	Democratic	47153
COUNTY TREASURER		
VICTOR A. MONTOYA	Democratic	46198
COUNTY SURVEYOR		
ALLEN C. GRACE	Democratic	38524
ROBERT DEAN WILLIAMSON	Green	13177
Shall RICHARD C. BOSSON be retained as a Justice of the Supreme Court?		
YES		34857
NO		7603
Shall RODERICK T. KENNEDY be retained as a Judge of the Court of Appeals?		
YES		34539
NO		8068
ROAD IMPROVEMENTS QUESTION		
FOR		36533
AGAINST		17264
WATER PROJECTS QUESTION		
FOR		39310
AGAINST		15755
FIRE PROTECTION QUESTION		
FOR		42139
AGAINST		11689
CONSTITUTIONAL AMENDMENT 3		
FOR		37481
AGAINST		15410
CONSTITUTIONAL AMENDMENT 4		
FOR		32001
AGAINST		23287
CONSTITUTIONAL AMENDMENT 5		
FOR		41388
AGAINST		12567
BOND QUESTION A		
FOR		37698
AGAINST		16353
BOND QUESTION B		
FOR		33493
AGAINST		20111
BOND QUESTION C		

FOR	34644
AGAINST	19386
BOND QUESTION D	
FOR	37234
AGAINST	16515

* Total number of precincts includes one for each precinct plus one for absentee votes.

SFC CLERK RECORDING 02/21/2005



SFC CLERK RECORDING 02/21/2005

GENERAL ELECTION
NOVEMBER 2, 2004
VOTE TOTALS


Registered Voters	-	94,502
Number Voted	-	67,759
Percent of Voters	-	72%

Polling Place	-	24,403
Absentee	-	19,489
Early Absentee	-	22,719
Federal	-	482
Provisional	-	666
OFFICIAL TOTAL	-	67,759

UNOFFICIAL TOTAL - **66,650**

DIFFERENCE - **1,109**

The Difference is made up from the Federal and Provisional Hand counted ballots.



State of New Mexico
Election Results Reporting Application



NOTICE: This web site displays unofficial election results. Official results will not be available until after the election is audited.

Santa Fe County
11/12/2004 7:35:14 AM

Total Number of Voters: 67759
Number of Precincts Reporting 87 of 87

<u>Candidate or Issue</u>	<u>Party</u>	<u>Total Vote</u>	<u>Percent</u>
PRESIDENT AND VICE PRESIDENT OF THE UNITED STATES			
JOHN F. KERRY and JOHN EDWARDS	Democratic	47074	71.10%
GEORGE W. BUSH and DICK CHENEY	Republican	18466	27.90%
DAVID COBB and PATRICIA LaMARCHE	Green	86	0.10%
MICHAEL PEROUTKA and DR. CHUCK BALDWIN	Constitution	49	0.10%
MICHAEL BADNARIK and RICHARD V. CAMPAGNA	Libertarian	209	0.30%
RALPH NADER and PETER MIGUEL CAMEJO	Independent	317	0.50%
UNITED STATES REPRESENTATIVE - DISTRICT 1			
RICHARD M. ROMERO	Democratic	620	26.50%
HEATHER A. WILSON	Republican	1720	73.40%
ORLIN G. COLE (Write-In)	Republican	2	0.10%
UNITED STATES REPRESENTATIVE - DISTRICT 3			
TOM UDALL	Democratic	51585	82.20%
GREGORY M. TUCKER	Republican	11182	17.80%
JUSTICE OF THE SUPREME COURT			
-EDWARD L. CHAVEZ	Democratic	48285	77.00%
NED S. FULLER	Republican	14439	23.00%
JUDGE OF THE COURT OF APPEALS			
MICHAEL E. VIGIL	Democratic	48157	76.60%
PAUL D. BARBER	Republican	14719	23.40%
STATE SENATOR - DISTRICT 5			
RICHARD C. MARTINEZ	Democratic	498	100.00%
STATE SENATOR - DISTRICT 6			
CARLOS R. CISNEROS	Democratic	4184	100.00%
STATE SENATOR - DISTRICT 8			
PETE CAMPOS	Democratic	650	35.80%
LINDA JARAMILLO	Republican	1165	64.20%
STATE SENATOR - DISTRICT 19			
SUE WILSON BEFFORT	Republican	1694	100.00%
STATE SENATOR - DISTRICT 24			
NANCY RODRIGUEZ	Democratic	14915	100.00%
STATE SENATOR - DISTRICT 25			
JOHN T.L. GRUBESIC	Democratic	22598	79.10%
ROBERT E. MALLIN	Republican	5988	20.90%
STATE SENATOR - DISTRICT 39			
PHIL A. GRIEGO	Democratic	4631	70.00%
AL LOPEZ	Republican	1983	30.00%
STATE REPRESENTATIVE - DISTRICT 22			
KATHY MCCOY	Republican	2049	100.00%

SFC CLERK RECORDING 02/21/2005

<u>Candidate or Issue</u>	<u>Party</u>	<u>Total Vote</u>	<u>Percent</u>
STATE REPRESENTATIVE - DISTRICT 40 NICK L. SALAZAR	Democratic	441	100.00%
STATE REPRESENTATIVE - DISTRICT 43 JEANNETTE O. WALLACE	Republican	603	100.00%
STATE REPRESENTATIVE - DISTRICT 45 JIM R. TRUJILLO	Democratic	7597	100.00%
STATE REPRESENTATIVE - DISTRICT 46 BEN LUJAN	Democratic	9886	100.00%
STATE REPRESENTATIVE - DISTRICT 47 PETER F. WIRTH F. GREGG BEMIS, JR.	Democratic Republican	13314 4203	76.00% 24.00%
STATE REPRESENTATIVE - DISTRICT 48 LUCIANO "LUCKY" VARELA	Democratic	11676	100.00%
STATE REPRESENTATIVE - DISTRICT 50 RHONDA S. KING	Democratic	3954	100.00%
PUBLIC REGULATION COMMISSIONER - DISTRICT 3 BEN R. LUJAN JOHN F. GONZALES	Democratic Republican	33321 12644	72.50% 27.50%
DISTRICT ATTORNEY - 1st JUDICIAL DISTRICT HENRY R. VALDEZ	Democratic	49586	100.00%
PUBLIC EDUCATION COMMISSION - DISTRICT 8 KAREN R. HAUGHNESS (Write-In)	Democratic	16	100.00%
PUBLIC EDUCATION COMMISSION - DISTRICT 10 ROSE MARTINEZ (Write-In) VIOLA M. LOPEZ (Write-In)	Democratic Republican	6 6	50.00% 50.00%
COUNTY COMMISSIONER - DISTRICT 2 VIRGINIA VIGIL	Democratic	10193	100.00%
COUNTY COMMISSIONER - DISTRICT 4 PAUL D. CAMPOS	Democratic	11373	100.00%
COUNTY COMMISSIONER - DISTRICT 5 JACK SULLIVAN HERMAN J. MONTOYA	Democratic Green	9839 2154	82.00% 18.00%
COUNTY CLERK VALERIE L. ESPINOZA	Democratic	48981	100.00%
COUNTY TREASURER VICTOR A. MONTOYA	Democratic	48000	100.00%
COUNTY SURVEYOR ALLEN C. GRACE ROBERT DEAN WILLIAMSON	Democratic Green	39935 13405	74.90% 25.10%
Shall RICHARD C. BOSSON be retained as a Justice of the Supreme Court? YES NO		35952 7907	82.00% 18.00%
Shall RODERICK T. KENNEDY be retained as a Judge of the Court of Appeals? YES NO		35337 7807	81.90% 18.10%

<u>Candidate or Issue</u>	<u>Party</u>	<u>Total Vote</u>	<u>Percent</u>
ROAD IMPROVEMENTS QUESTION			
FOR		37800	67.70%
AGAINST		18072	32.30%
WATER PROJECTS QUESTION			
FOR		40316	71.70%
AGAINST		15882	28.30%
FIRE PROTECTION QUESTION			
FOR		43665	78.20%
AGAINST		12145	21.80%
CONSTITUTIONAL AMENDMENT 3			
FOR		38254	71.30%
AGAINST		15411	28.70%
CONSTITUTIONAL AMENDMENT 4			
FOR		33185	58.60%
AGAINST		23486	41.40%
CONSTITUTIONAL AMENDMENT 5			
FOR		42877	77.50%
AGAINST		12460	22.50%
BOND QUESTION A			
FOR		39019	70.40%
AGAINST		16391	29.60%
BOND QUESTION B			
FOR		34663	63.10%
AGAINST		20299	36.90%
BOND QUESTION C			
FOR		35873	64.80%
AGAINST		19522	35.20%
BOND QUESTION D			
FOR		38619	69.60%
AGAINST		16867	30.40%